

# PHIL STEELE'S 2016 SPRING FOOTBALL GUIDE

**A LOOK  
INSIDE**

This is **NOT** Phil's Top 10!  
This is who he predicts to be in  
the Preseason **AP** Top 10!!

- FIND OUT WHO IS BACK AND WHO IS NOT IN PHIL'S 2015 POSTSEASON ALL-CONF TEAMS!
- 2016 SCHEDULES
- RETURNING STARTERS AND LY STATS & RANKINGS!
- WHO WILL FACE THE 2016 TOUGHEST SCHEDULE.
- FIND OUT WHO LEFT EARLY FOR THE NFL
- WHERE DID YOUR FAVORITE COACH GO... WE GOT THE CHANGES!

## **PHIL STEELE'S 2016 PROJECTED AP PRESEASON TOP 10**

- 1. Alabama**
- 2. Clemson**
- 3. Oklahoma**
- 4. Florida State**
- 5. LSU**
- 6. Ohio State**
- 7. Michigan**
- 8. Stanford**
- 9. Tennessee**
- 10. Notre Dame**

**ALL THIS AND  
MORE!**

**COMPLETELY  
FREE!**

**PHILSTEELE.COM  
FOOTBALL 365 DAYS A YEAR**

# Predicting the preseason AP top 10

By Phil Steele as Published on ESPN Insider Friday, February 16, 2016

I am very proud of my record of picking the Top 10 AP teams six months in advance. This year I was torn as I had 11 in the mix when I did the projected poll way back in February. Due to the recent events with Baylor firing their head coach, I no longer feel that Baylor will be a preseason Top 10 team. Therefore I am just going to pull them out, move the others up and my projected AP Top 11 becomes the projected AP Top 10 that I have been doing the last EIGHT years.

-- Most AP voters look at the number of returning starters the team has coming back, particularly at the offensive skill positions. Teams that return most of their starters on offense but lose a lot of defensive playmakers are usually more highly regarded than teams that return a majority of defensive starters but lose top skill position players on offense.

-- Another factor weighed heavily is the performance of the team in its bowl game, which is undoubtedly the lasting image voters carry with them during the offseason. A team coming off a huge bowl win is usually more highly regarded than a team that is coming off a bowl loss, regardless of what their schedule looks like for the upcoming season.

-- Also weighed heavily is where the teams finished the previous year. Naturally, teams that finished somewhere in the rankings (Top 25) have a much better chance of being preseason top 10 than a team that finished unranked.

-- I have the last four recruiting classes factored into my formula, including the 2016 freshman class. This gives me solid perspective of the total talent on hand.

Using these factors, along with a few others including strength of schedule, I make my projections. Now, as you all know, a lot can happen between February and August, including injuries, suspensions and transfers. But over the past seven years, I have been very successful using this method, including a perfect 10-for-10 in the past two seasons. Before I go into the rankings, it is important to make the point that this is not my preseason top 10 for next season, rather what I am projecting the AP top 10 will look like to start the season. Also, you'll note that in 2016, I am doing something a little different and giving you an extra team. I have a tough time eliminating any of the 11 from the top 10, so I am very confident that when the AP rankings roll out in August, these will be the first 11 teams listed. Next week I will release a couple of more teams on Twitter (@philsteele042) as well as online at philsteele.com.

## Now, let's take a look at this year's projected preseason AP top 10 teams.

### 1. Alabama Crimson Tide

Ohio State was the consensus No. 1 team in 2015, drawing all 61 preseason No. 1 votes. This year there should be four or five that garner first-place votes. Going with the defending champ in the No. 1 slot is usually a good call, and there's not a better team to vote No. 1 than Alabama. Last year there were a lot of doubters when it came to the Tide, who were not even picked by SEC media to win the conference (they picked Auburn), let alone the national title. Alabama has to replace quarterback Jake Coker, but the last three national titles by the Tide all came with first-year starting quarterbacks. The Tide had the No. 1 recruiting class for four straight years (2012-15), finishing No. 2 behind only Florida State in ESPN's 2016 class rankings. With players like defensive end Jonathan Allen and linebacker Reuben Foster turning down the NFL, the defense remains one of, if not the best in the country. The Tide had just 10 returning starters last year and this year have 11 (plus both their kicker and punter), and with Nick Saban still in charge they should grab the No.1 spot in August -- and maybe in January as well.

### 2. Clemson Tigers

Quarterback Deshaun Watson and running back Wayne Gallman return to a team that put up 550 yards against the vaunted Tide defense in the title game. The Tigers also get back Mike Williams, who was their top wide receiver in 2014 but missed last year with injury. Voters love when the skill players are back. Clemson did have five defensive starters leave early for the NFL draft, including shutdown corner Mackensie Alexander and stud defensive end Shaq Lawson, and also graduates leading tackler B.J. Goodson, but did fare well on defense last year with just three returning starters. The 37-17 win over Oklahoma in the CFP semifinals will keep the Tigers ahead of the Sooners in the August top 10, and will draw some votes for No.1.

### 3. Oklahoma Sooners

In the 2015 Phil Steele College Football Preview, I pointed out that not being in the AP preseason top 10 was a good thing for Oklahoma. The only other two times the Sooners were not in the preseason top 10, they would finish No. 1 and No. 6 in the final poll. Last year OU did it again, finishing No. 3 despite being No. 19 in August. Most computers had them as the No. 1 team entering the College Football Playoff, and they were favored over No. 1 Clemson in the bowl. This year, the Sooners have 13 returning starters (plus their kicker and punter), including quarterback Baker Mayfield and running backs Samaje Perine and Joe Mixon. Most computers will have them in the top three, with some even having them at No. 1. They have the most manageable schedule of the top three, with Houston and TCU the toughest road games, and figure to be favored in all 12 games.

#### 4. Florida State Seminoles

Florida State will be stealing some first place votes from Clemson in the ACC media vote, as FSU gets the Tigers at home this year. The Seminoles are the most experienced of the top four teams, as they return 17 starters. The 2016 team is a much more veteran unit than the version that started 2015, which had zero returning starters on the offensive line and just four starters back on offense. This year the Noles return all 11 offensive starters, including Heisman Trophy-caliber running back Dalvin Cook. Only two players left early for the NFL (defensive back Jalen Ramsey and kicker Robert Aguayo), and FSU has more returning starters than it's had in at least 20 years -- from a team that has lost just two regular season games in three years. They are playing their spring game in Orlando -- the same stadium where they open the season vs. Ole Miss -- and could be favored in every game this year.

#### 5. LSU Tigers

Les Miles was on the verge of being fired late last year, but he has proven to be a Tiger with nine lives and bounced back with one of the nation's top recruiting classes. I have great respect for the folks at ESPN Stats & Info, and their Football Power Index (FPI) has LSU rated No. 1 -- one of my main sets of power ratings agrees with that. The Tigers have 18 returning starters, which is the most in the SEC, and one of those returnees is running back and Heisman favorite Leonard Fournette. While LSU was depleted by the number of players leaving early for the NFL in 2012 and 2013, and three left early after last season, just one starter left early after 2015 (offensive lineman Jerald Hawkins).

#### 6. Ohio State Buckeyes

Much like Alabama, the Buckeyes just reload each year -- their past four recruiting classes have all been in the top six of the rankings. But no team loses more players to the NFL draft, and the Buckeyes have just six starters returning. Quarterback J.T. Barrett is back, and one quarterback may turn out to be better than the three OSU had last year. The offensive line is young, but that was the case in 2012 and 2014 as well, and Ohio State averaged 5.2 and 5.7 yards per carry, and 37.2 and 44.8 points per game, in those seasons. The Buckeyes draw Oklahoma on Sept. 17 but get Michigan at home on Nov. 26th. That will be their 12th game of the year, and they will no longer be a young team, just a very talented team with close to a full season under their belts. Also, remember that OSU beat Michigan 42-13 last year, and that was in Ann Arbor. Urban Meyer has a regular-season conference record of 31-1 in his four years at Ohio State.

#### 7. Michigan Wolverines

The cupboard was not left bare by former head coach Brady Hoke, and Jim Harbaugh came in and got the most out of the talent on hand. While Michigan was blown out by Ohio State, it rebounded to leave a strong impression in voters' minds with a 41-7 thrashing of SEC East champ Florida in the Citrus Bowl. The only other losses last season were due to a fumbled punt snap versus eventual Big Ten champ Michigan State, and a seven-point loss to Utah on the road in their season opener. The Wolverines return 13 starters and are expected to be strong on both sides of the ball. Also, Michigan will be improved at most positions and second-year head coaches generally make strides.

#### 8. Stanford Cardinal

When filling out a Top 25 ballot, you cannot ignore the West Coast, though last year voters did ignore Stanford. Though I had them as my No. 1 "Surprise Team" in the country in my magazine, and at No. 7 in my preseason rankings, they opened at just No. 21 in the AP poll. Despite having only three returning starters on defense and finishing "only" No. 43 in total defense (usually the Cardinal rank in the top 10), they finished No. 3 and just missed out on the playoffs. This year Stanford has six starters back on defense and should be one of the top units in the country. It also has one of the best offensive lines in the country and running back Christian McCaffrey, who broke Barry Sanders' single-season all-purpose yards record and might have won the Heisman if the vote was taken after the 45-16 Rose Bowl crushing of Iowa. Stanford also beat Notre Dame in late November, which should keep the Cardinal slightly ahead of the Irish in the August poll.

#### 9. Tennessee Volunteers

After starting 3-4, Tennessee won its final six to finish 9-4 and finish No. 22 in the end-of-season poll. That hardly sounds like a preseason top 10-caliber team -- until you examine the four losses. The Vols dominated Oklahoma for three quarters, but blew a 17-3 fourth quarter lead and lost in overtime to a team that made the College Football Playoff. They led Florida 27-14 in the fourth quarter, but lost it late to a Gators team that would reach the SEC title game. They lost by four points to Arkansas, and then on the road they only lost to eventual national champion Alabama by five, being out-first-downed 23-21. Tennessee played a lot of freshmen the past few years, but will have to stop using the "we're young" label as it is now a veteran group with 17 returning starters, including senior quarterback Joshua Dobbs and junior running back Jalen Hurd. The Vols will be the clear-cut favorite to win the SEC East and if the road to the title game is smooth, a win there could put them in the playoffs.

#### 10. Notre Dame Fighting Irish

Notre Dame figures to be high on nearly every AP voter's ballot, as in the past decade only once have the Irish finished higher than their next season's preseason AP ranking. The 2015 squad was in the mix for a playoff spot late, despite losing a top defensive lineman, their top quarterback, and top two running backs for the season due to injuries. A loss to Stanford helped keep them out of the CFP, and then the Fighting Irish were handled by Ohio State (44-28) in the Fiesta Bowl. ND returns 10 starters overall, which is a step down from last year's 16, but is a talented team with two solid quarterbacks in DeShone Kizer and Malik Zaire. The team could be favored in every game this year until it travels to USC in week 12, but does face 10 bowl teams from last year. Despite the talent ahead of them on this list, I still could see the Irish making it into the top 10, and have included them here at number 11.



# NCAA's strength of schedule issue

By Phil Steele as Published on ESPN Insider Wednesday, February 24, 2016

The question arises each year: Who plays the toughest schedule? At the beginning of the season, the NCAA releases a rating of each team's schedule based on its opponents' records from the previous season. I will provide that list for you today. This is a good method, but it does have obvious flaws.

The first flaw is basing the ratings on opponents' records from the previous season. Let's look at a few examples. In 2014, I had TCU as my most improved team in the country. The Horned Frogs won 12 games and nearly made the first College Football Playoff in 2014. I also had Memphis as one of my most improved teams, and the Tigers won the Miami Beach Bowl, finishing 10-3 and ranked No. 25 in the Associated Press poll in '14. However, if you used the NCAA method, you got credit for playing two teams that were a combined 7-17 in 2013 with TCU being 4-8 and Memphis 3-9.

Vanderbilt was clearly a much weaker team in 2014 than in 2013. It was coming off a 9-4 season but had 10 returning starters and a new head coach. Fresno State had Derek Carr in 2013 and went 11-2 but last year had just 13 returning starters and was replacing an NFL starting quarterback. By the NCAA method of determining strength of schedule, you would have gotten credit for playing a pair of teams that were 20-6 the previous year, yet those two teams finished a combined 9-17 in 2014. Last year I pointed out that teams like Michigan (5-7 in '14), Stanford (8-5 in '14) and Northwestern (5-7 in '14) were all much stronger in 2015. Those three teams which combined for an 18-19 record in 2014, combined to go 32-8 in 2015. By the NCAA method you would have received credit for playing three weaker teams.

The second flaw is that a team's record does not determine its strength. Let's look at two teams for this year and see which one is really the stronger team.

Last year, Western Kentucky went 12-2 led by senior QB Brandon Doughty. Tennessee was just 9-4. A closer look shows that WKU played a total of three Power 5 conference teams. Vanderbilt had a 20-11 First Down edge versus them and 385-246 yard edge and WKU was lucky to escape with a 14-12 win. They lost to Indiana (6-7) on the road and lost to LSU on the road 48-20. They had one win over a Power 5 team that was just 4-8. Overall their foes had a combined losing record on the year. The Volunteers may have lost 4 games last year but they were to Alabama (national champ), Oklahoma (playoffs), Florida (SEC East Champ) and Arkansas (8-5 bowl team). Tennessee blew double digit 4Q leads vs Oklahoma, Florida and had the ball down by 5 on the road at Alabama at the end of the game. Against that same Vanderbilt team that outplayed WKU, Tennessee led 53-14 before allowing two late garbage touchdowns. This year WKU loses QB Doughty and has just 11 returning starters. If they played Tennessee's schedule this year they would be an underdog in at least 8 or 9 games. Tennessee has 17 returning starters including QB Joshua Dobbs and is the clear cut favorite to win the SEC East and likely will be a top ten team and could be favored in as many as 11 games. In my toughest schedule I will have Tennessee a much tougher foe in 2016 than WKU but using the NCAA's method, WKU is the tougher team (12-2 vs 9-4). \* Continued on Next Page

|    |                | W   | L  | %     | RANK TEAMS | TEAM WIN RECORD | Post SSN TEAMS |
|----|----------------|-----|----|-------|------------|-----------------|----------------|
| 1  | LSU            | 108 | 52 | 67.5% | 4          | 10              | 10             |
| 2  | Arkansas       | 104 | 52 | 66.7% | 5          | 10              | 10             |
| 3  | Mississippi    | 102 | 52 | 66.2% | 3          | 10              | 10             |
| 4  | Auburn         | 100 | 56 | 64.1% | 4          | 9               | 9              |
| 5  | USC            | 101 | 58 | 63.5% | 5          | 9               | 11             |
| 6  | Wisconsin      | 98  | 57 | 63.2% | 6          | 7               | 10             |
| 7  | BYU            | 97  | 57 | 63.0% | 2          | 10              | 11             |
| 8  | Alabama        | 97  | 58 | 62.6% | 4          | 10              | 10             |
| 9  | Northwestern   | 97  | 59 | 62.2% | 4          | 7               | 10             |
| 10 | Florida St     | 96  | 61 | 61.1% | 4          | 9               | 9              |
| 11 | Iowa St        | 95  | 61 | 60.9% | 5          | 8               | 10             |
| 12 | Ohio St        | 95  | 61 | 60.9% | 5          | 7               | 10             |
| 13 | SMU            | 93  | 60 | 60.8% | 4          | 8               | 8              |
| 14 | Illinois       | 94  | 61 | 60.6% | 6          | 7               | 9              |
| 15 | Texas A&M      | 91  | 60 | 60.3% | 4          | 9               | 8              |
| 16 | Kent St        | 93  | 62 | 60.0% | 1          | 9               | 9              |
| 17 | Pittsburgh     | 92  | 62 | 59.7% | 3          | 9               | 8              |
| 18 | Michigan St    | 90  | 61 | 59.6% | 5          | 7               | 8              |
| 19 | Syracuse       | 93  | 64 | 59.2% | 3          | 9               | 10             |
| 20 | Georgia Tech   | 91  | 63 | 59.1% | 2          | 8               | 8              |
| 21 | Oregon St      | 91  | 64 | 58.7% | 3          | 9               | 10             |
| 22 | Kansas         | 89  | 63 | 58.6% | 4          | 8               | 9              |
| 23 | South Carolina | 89  | 63 | 58.6% | 3          | 7               | 6              |
| 24 | NC State       | 90  | 64 | 58.4% | 4          | 7               | 7              |
| 25 | Notre Dame     | 91  | 65 | 58.3% | 3          | 9               | 9              |
| 26 | Texas          | 89  | 64 | 58.2% | 5          | 8               | 9              |
| 27 | Tennessee      | 89  | 64 | 58.2% | 2          | 7               | 7              |
| 28 | Colorado       | 90  | 65 | 58.1% | 4          | 9               | 10             |
| 29 | North Carolina | 88  | 64 | 57.9% | 1          | 9               | 9              |
| 30 | Mississippi St | 87  | 64 | 57.6% | 3          | 8               | 7              |
| 31 | California     | 90  | 67 | 57.3% | 3          | 8               | 9              |
| 32 | Washington     | 88  | 66 | 57.1% | 3          | 8               | 9              |
| 33 | Rutgers        | 88  | 66 | 57.1% | 4          | 7               | 9              |
| 34 | Penn St        | 88  | 67 | 56.8% | 4          | 6               | 8              |
| 35 | Arizona St     | 87  | 67 | 56.5% | 2          | 10              | 9              |
| 36 | Oklahoma       | 87  | 67 | 56.5% | 5          | 7               | 8              |
| 37 | Virginia       | 88  | 68 | 56.4% | 2          | 9               | 10             |
| 38 | Vanderbilt     | 85  | 66 | 56.3% | 4          | 7               | 7              |
| 39 | Arizona        | 87  | 69 | 55.8% | 2          | 8               | 8              |
| 40 | Purdue         | 85  | 68 | 55.6% | 3          | 7               | 9              |
| 41 | Utah St        | 86  | 69 | 55.5% | 0          | 10              | 9              |
| 42 | Akron          | 83  | 67 | 55.3% | 1          | 7               | 7              |
| 43 | UCLA           | 86  | 70 | 55.1% | 2          | 8               | 9              |
| 44 | Texas Tech     | 83  | 68 | 55.0% | 4          | 6               | 8              |
| 45 | UL Monroe      | 82  | 68 | 54.7% | 1          | 7               | 7              |
| 46 | West Virginia  | 82  | 68 | 54.7% | 4          | 6               | 7              |
| 47 | Miami, FL      | 83  | 69 | 54.6% | 3          | 8               | 8              |
| 48 | UCF            | 83  | 69 | 54.6% | 2          | 6               | 7              |
| 49 | North Texas    | 83  | 69 | 54.6% | 2          | 7               | 6              |
| 50 | Memphis        | 84  | 70 | 54.5% | 3          | 7               | 8              |
| 51 | Kentucky       | 84  | 70 | 54.5% | 3          | 7               | 7              |
| 52 | Duke           | 82  | 69 | 54.3% | 3          | 8               | 7              |
| 53 | Louisville     | 83  | 70 | 54.2% | 3          | 6               | 6              |
| 54 | Bowling Green  | 81  | 69 | 54.0% | 1          | 8               | 7              |
| 55 | Miami, OH      | 83  | 71 | 53.9% | 2          | 8               | 8              |
| 56 | Kansas St      | 81  | 70 | 53.6% | 5          | 7               | 7              |
| 57 | Tulsa          | 81  | 70 | 53.6% | 3          | 6               | 7              |
| 58 | Hawaii         | 89  | 77 | 53.6% | 1          | 9               | 9              |
| 59 | Washington St  | 82  | 71 | 53.6% | 2          | 8               | 8              |
| 60 | Stanford       | 83  | 72 | 53.5% | 2          | 8               | 9              |
| 61 | Oklahoma St    | 80  | 71 | 53.0% | 3          | 7               | 8              |
| 62 | Navy           | 81  | 72 | 52.9% | 2          | 6               | 8              |
| 63 | Utah           | 82  | 73 | 52.9% | 1          | 8               | 10             |
| 64 | Virginia Tech  | 79  | 71 | 52.7% | 3          | 7               | 6              |

\* Continued on Next Page

Now let's turn our attention to 2016. I decided to see what the NCAA method would come up with for toughest opponents faced. Below is a chart of the top 25 teams ranked by highest percentage of opponent wins (or toughest schedule). The opponent wins, losses and win percentage are the NCAA's method -- not mine. Here is your list for 2016 based on opponents' win-loss records from 2015. Lets take a look at the chart to the right. LSU is at the top of the list with their opponents a combined 108-52 67.5% last year. Arkansas is second with their opponents combining for a 104-52 66.7% record. The Big Ten and SEC are well represented with the SEC having five teams in the top eight of toughest schedules and the Big Ten having 3 of the top 13. An interesting team to watch is Wisconsin. Last year their opponents combined for a 66-70 record and they faced just three teams that finished with a winning record. This year their foes were 98-57 and they face ten teams that made it to the postseason last year. At the other end of the spectrum, UTEP plays the lightest schedule with their foes last year combining for just a 52-94 35.6% record. Temple plays the second lightest slate at 56-91 38.1%. The Power Five teams with the lightest schedule is Clemson, whose foes were just 67-81 45.3% last year (20th weakest) and Florida whose foes were 69-78 46.9% (23rd lightest). This list is one that you would rather rank at the bottom than at the top.

Now let's look at the three columns to the right.

The first column is the amount of foes that a team plays that was ranked in the Top 25 at the end of last year. Who plays the most Top25 teams from the end of last year? Wisconsin and Illinois grab the top spot as each play six. Who plays the fewest? There are 20 teams that do not face a foe that was ranked at the end of last year. There are 52 teams that play one ranked team or fewer, and 49 of them are in Group of 5 conferences. The only three teams that play in Power 5 conferences that meet this criteria are Clemson, North Carolina and Utah which each face just one foe that finished ranked last year.

Seven teams face 10 opponents that finished with a winning record last year. Those teams are Alabama, Arkansas, LSU, Ole Miss, BYU, Arizona St and surprisingly Utah St. Just 17 teams face four or fewer opponents that had a winning record last year, and the only one of those in the Power 5 conferences is Maryland. UTEP plays just two.

Only two teams face 11 opponents that were in the post season last year (bowl or FCS playoffs): USC and Utah St are tied at the top, each facing 11 teams that made it to the postseason last year but USC "wins" this tie breaker as one of Utah States foes was Southern Utah which was in the playoffs. The teams that face the fewest opponents that were in the post season last year are UTEP, which faces just two, and Southern Miss who plays just three.

As I release my toughest schedule rankings in the upcoming magazine, my rankings take two major factors into account. The first is my nine sets of power ratings. This ensures that an FCS team is rated lower than a team like Nebraska. Nebraska was 6-7 last year but beat UCLA in the bowl and lost 4 games on the final play with six of their seven losses by 7 points or less. The second factor is the number of home and away games played.

I send my magazine to the press at the end of May, and it will hit newsstands at the end of June. I analyze the difference between my toughest schedule and the NCAA's toughest schedule, and I will share with you my toughest schedule as my nine sets of power ratings are finalized at the end of May, so you can get those before you even pick up this year's magazine.

|     |                  | W  | L  | %     | RANK TEAMS | TEAM WIN RECORD | Post SSN TEAMS |
|-----|------------------|----|----|-------|------------|-----------------|----------------|
| 65  | Nebraska         | 80 | 72 | 52.6% | 5          | 5               | 7              |
| 66  | Louisiana-Lft    | 78 | 71 | 52.3% | 0          | 6               | 6              |
| 67  | South Florida    | 79 | 73 | 52.0% | 2          | 7               | 7              |
| 68  | West Michigan    | 77 | 72 | 51.7% | 1          | 7               | 6              |
| 69  | TCU              | 78 | 73 | 51.7% | 3          | 7               | 8              |
| 70  | Texas St         | 78 | 73 | 51.7% | 1          | 6               | 6              |
| 71  | Iowa             | 79 | 74 | 51.6% | 3          | 5               | 7              |
| 72  | Cincinnati       | 78 | 74 | 51.3% | 1          | 6               | 7              |
| 73  | San Jose St      | 79 | 75 | 51.3% | 1          | 7               | 8              |
| 74  | Indiana          | 77 | 74 | 51.0% | 4          | 5               | 6              |
| 75  | Rice             | 76 | 74 | 50.7% | 3          | 6               | 5              |
| 76  | Old Dominion     | 76 | 74 | 50.7% | 1          | 6               | 5              |
| 77  | Oregon           | 78 | 76 | 50.6% | 2          | 6               | 8              |
| 78  | Michigan         | 78 | 76 | 50.6% | 4          | 5               | 6              |
| 79  | Toledo           | 77 | 76 | 50.3% | 0          | 8               | 8              |
| 80  | Troy St          | 76 | 76 | 50.0% | 1          | 5               | 6              |
| 81  | Missouri         | 75 | 75 | 50.0% | 3          | 7               | 7              |
| 82  | Georgia St       | 75 | 75 | 50.0% | 1          | 6               | 5              |
| 83  | N Illinois       | 75 | 77 | 49.3% | 0          | 7               | 7              |
| 84  | Georgia          | 74 | 76 | 49.3% | 4          | 5               | 5              |
| 85  | Fresno St        | 75 | 79 | 48.7% | 0          | 5               | 9              |
| 86  | East Carolina    | 74 | 78 | 48.7% | 1          | 7               | 8              |
| 87  | Minnesota        | 73 | 77 | 48.7% | 3          | 5               | 6              |
| 88  | South Alabama    | 73 | 77 | 48.7% | 1          | 5               | 6              |
| 89  | Wyoming          | 75 | 80 | 48.4% | 0          | 7               | 9              |
| 90  | Tulane           | 73 | 78 | 48.3% | 2          | 5               | 6              |
| 91  | Wake Forest      | 73 | 78 | 48.3% | 2          | 5               | 6              |
| 92  | Baylor           | 72 | 77 | 48.3% | 3          | 5               | 6              |
| 93  | New Mexico St    | 72 | 77 | 48.3% | 0          | 5               | 5              |
| 94  | Marshall         | 72 | 78 | 48.0% | 1          | 6               | 6              |
| 95  | Louisiana Tech   | 72 | 78 | 48.0% | 1          | 6               | 5              |
| 96  | Army             | 71 | 77 | 48.0% | 2          | 5               | 5              |
| 97  | Florida Atlantic | 71 | 78 | 47.7% | 1          | 4               | 5              |
| 98  | Ball St          | 71 | 79 | 47.3% | 0          | 6               | 7              |
| 99  | Houston          | 71 | 79 | 47.3% | 2          | 5               | 7              |
| 100 | Connecticut      | 71 | 79 | 47.3% | 2          | 5               | 5              |
| 101 | Maryland         | 71 | 80 | 47.0% | 3          | 4               | 7              |
| 102 | Boston College   | 71 | 80 | 47.0% | 2          | 5               | 6              |
| 103 | Florida          | 69 | 78 | 46.9% | 3          | 5               | 5              |
| 104 | UT-San Antonio   | 70 | 80 | 46.7% | 0          | 6               | 6              |
| 105 | Charlotte        | 70 | 80 | 46.7% | 1          | 4               | 5              |
| 106 | UNLV             | 70 | 82 | 46.1% | 0          | 6               | 7              |
| 107 | Western Kentucky | 68 | 81 | 45.6% | 1          | 4               | 4              |
| 108 | Clemson          | 67 | 81 | 45.3% | 1          | 6               | 5              |
| 109 | Middle Tennessee | 67 | 82 | 45.0% | 1          | 4               | 4              |
| 110 | Colorado St      | 68 | 84 | 44.7% | 0          | 5               | 6              |
| 111 | East Michigan    | 67 | 83 | 44.7% | 0          | 6               | 6              |
| 112 | Geor Southern    | 66 | 82 | 44.6% | 1          | 4               | 5              |
| 113 | Arkansas St      | 66 | 82 | 44.6% | 0          | 4               | 5              |
| 114 | Buffalo          | 66 | 85 | 43.7% | 0          | 6               | 6              |
| 115 | FIU              | 65 | 85 | 43.3% | 1          | 4               | 5              |
| 116 | Appalachin St    | 65 | 85 | 43.3% | 1          | 4               | 5              |
| 117 | Boise St         | 66 | 87 | 43.1% | 0          | 5               | 7              |
| 118 | Air Force        | 65 | 86 | 43.0% | 1          | 4               | 7              |
| 119 | Massachusetts    | 64 | 85 | 43.0% | 1          | 4               | 4              |
| 120 | San Diego St     | 65 | 87 | 42.8% | 0          | 5               | 7              |
| 121 | Cent Michigan    | 63 | 85 | 42.6% | 1          | 5               | 5              |
| 122 | Ohio             | 63 | 85 | 42.6% | 1          | 5               | 5              |
| 123 | Idaho            | 62 | 86 | 41.9% | 0          | 3               | 4              |
| 124 | Nevada           | 62 | 88 | 41.3% | 1          | 3               | 5              |
| 125 | Southern Miss    | 59 | 85 | 41.0% | 1          | 3               | 3              |
| 126 | New Mexico       | 62 | 90 | 40.8% | 0          | 4               | 6              |
| 127 | Temple           | 56 | 91 | 38.1% | 0          | 4               | 5              |
| 128 | UTEP             | 52 | 94 | 35.6% | 0          | 2               | 2              |

# DON'T BE LEFT BEHIND



## FOLLOW PHIL STEELE WITH

### TWITTER

Join:

Kirk Herbstreit, Erin Andrews

Pat Forde, Colin Cowherd

Ronnie Lott, Joe Schad as well as  
Thousands of Athletic Directors, SID's,  
College Coaches and Media who follow

**@PHILSTEELE042**

One of College Football's Top 20  
Twitter Accounts



*A Very Special "Thank You" to A Pair of Loyal Followers  
Matt Sillich (@msillich2) & Craig Barker (@cdbarker)  
We thank you for all your help!*

### THE COUNTDOWN BEGINS PHIL STEELE'S 2016 COLLEGE FOOTBALL PREVIEW

The 2016 College Football Preview will hit  
stores on **June 28th**. The Magazine will be  
available at these seven retailer.

- Barnes & Noble • Books-A-Million • CVS
  - Publix • Target • Walgreens
- & Now Returning to

All Walmart Locations nationwide!  
or Preorder right now at [PhilSteele.com](http://PhilSteele.com)  
**Or Pre Order a copy Right Now  
at PhilSteele.com**

**2016 Phil Steele College Football Preview**  
Regular Price \$12.<sup>99</sup> +\$6 for Priority USPS

**2016 Phil Steele Pro Football Preview**  
Regular Price \$9.<sup>99</sup> +\$6 for Priority USPS

**Want Both the College and Pro Preview?**

Regular Price \$34.<sup>98</sup> with Priority USPS  
Save \$6 and get both Magazines w/shipping **\$28.<sup>98</sup>**

**Phil Steele's 2016 Inside the Pressbox**

|  |  |  |
|--|--|--|
| Inside the Pressbox<br>2016 College or Pro | Or Get Both<br>College & Pro<br>Inside the Pressbox<br>thru the Super Bowl | Inside the Pressbox<br>2016 Pigskin Bundle |
| <b>\$149</b>                               | <b>+ \$89</b><br>postseason  | <b>\$249</b>                               |

**call 1-866-918-7711 to order**



# 2016 DRAFT EARLY ENTRANTS

## Quarterbacks

Jared Goff  
Paxton Lynch  
Cardale Jones  
Christian Hackenberg

California  
Memphis  
Ohio St  
Penn St

## Running Backs

Derrick Henry  
Alex Collins  
Peyton Barber  
Zac Brooks  
Kelvin Taylor  
Keith Marshall  
Jordan Howard  
C.J. Prosise  
Ezekiel Elliott  
Paul Perkins  
Dwayne Washington  
Wendell Smallwood

Alabama  
Arkansas  
Auburn  
Clemson  
Florida  
Georgia  
Indiana  
Notre Dame  
Ohio St  
UCLA  
Washington  
West Virginia

## Wide Receivers

Cayleb Jones  
Corey Coleman  
Roger Lewis  
Kenny Lawler  
Rashard Higgins  
Demarcus Robinson  
Demarcus Ayers  
De'Runnya Wilson  
Will Fuller  
Jalin Marshall  
Michael Thomas  
Laquon Treadwell  
Bralon Addison  
Tyler Boyd  
Pharoh Cooper  
Marquez North  
Daniel Braverman

Arizona  
Baylor  
Bowling Green  
California  
Colorado St  
Florida  
Houston  
Mississippi St  
Notre Dame  
Ohio St  
Ohio St  
Mississippi  
Oregon  
Pittsburgh  
South Carolina  
Tennessee  
Western Michigan

## Offensive Linemen

Isaac Seumalo  
Alex Redmond  
Avery Young  
Denver Kirkland  
Jerald Hawkins  
Jack Conklin  
Ronnie Stanley  
Laremy Tunsil  
Germain Ifedi  
Caleb Benenoch  
Tyrell Smith

Oregon St  
UCLA  
Auburn  
Arkansas  
LSU  
Michigan St  
Notre Dame  
Mississippi  
Texas A&M  
UCLA  
UMass

## Tight Ends

Hunter Henry  
David Grinnage  
Austin Hooper  
Thomas Duarte

Arkansas  
NC State  
Stanford  
UCLA

## Kicker

Roberto Aguayo

Florida St

## Defensive Linemen

Kamalei Correa  
Kevin Dodd  
Shaq Lawson  
Alex McCalister  
Yannick Ngakoue  
Joey Bosa  
Emmanuel Ogbah  
Ron Thompson  
A'Shawn Robinson  
Andrew Billings  
Darius Latham  
Willie Henry  
Chris Jones  
Maliek Collins  
Vincent Valentine  
Robert Nkemdiche  
Austin Johnson  
Hassan Ridgeway  
Kenny Clark

Boise St  
Clemson  
Clemson  
Florida  
Maryland  
Ohio St  
Oklahoma St  
Syracuse  
Alabama  
Baylor  
Indiana  
Michigan  
Mississippi St  
Nebraska  
Nebraska  
Mississippi  
Penn St  
Texas  
UCLA

## Linebackers

Scooby Wright  
Travis Blanks  
Leonard Floyd  
Beniquez Brown  
Jaylon Smith  
Darron Lee  
Dominique Alexander  
Steve Longa  
Myles Jack  
Su'a Cravens  
Nick Vigil  
Stephen Weatherly

Arizona  
Clemson  
Georgia  
Mississippi St  
Notre Dame  
Ohio St  
Oklahoma  
Rutgers  
UCLA  
USC  
Utah St  
Vanderbilt

## Defensive Backs

Xavien Howard  
Mackensie Alexander  
T.J. Green  
Jayron Kearsae  
Vernon Hargreaves  
Keanu Neal  
Jalen Ramsey  
Rashard Robinson  
Corey Tindal  
Artie Burns  
Eli Apple  
Vonn Bell  
Tyvis Powell  
Zack Sanchez  
Cleveland Wallace  
Kendall Fuller  
Daryl Worley

Baylor  
Clemson  
Clemson  
Clemson  
Florida  
Florida  
Florida St  
LSU  
Marshall  
Miami (FL)  
Ohio St  
Ohio St  
Ohio St  
Oklahoma  
San Jose St  
Virginia Tech  
West Virginia

## BY SCHOOL

|                  |   |
|------------------|---|
| Ohio St          | 9 |
| Clemson          | 7 |
| UCLA             | 6 |
| Florida          | 5 |
| Notre Dame       | 4 |
| Arkansas         | 3 |
| Baylor           | 3 |
| Mississippi St   | 3 |
| Ole Miss         | 3 |
| Alabama          | 2 |
| Arizona          | 2 |
| Auburn           | 2 |
| California       | 2 |
| Florida St       | 2 |
| Georgia          | 2 |
| Indiana          | 2 |
| LSU              | 2 |
| Nebraska         | 2 |
| Oklahoma         | 2 |
| Penn St          | 2 |
| West Virginia    | 2 |
| Boise St         | 1 |
| Bowling Green    | 1 |
| Colorado St      | 1 |
| Houston          | 1 |
| Marshall         | 1 |
| Maryland         | 1 |
| Memphis          | 1 |
| Miami (FL)       | 1 |
| Michigan         | 1 |
| Michigan St      | 1 |
| NC St            | 1 |
| Oklahoma St      | 1 |
| Oregon           | 1 |
| Oregon St        | 1 |
| Pittsburgh       | 1 |
| Rutgers          | 1 |
| San Jose St      | 1 |
| South Carolina   | 1 |
| Stanford         | 1 |
| Syracuse         | 1 |
| Tennessee        | 1 |
| Texas            | 1 |
| Texas A&M        | 1 |
| Massachusetts    | 1 |
| USC              | 1 |
| Utah St          | 1 |
| Vanderbilt       | 1 |
| Virginia Tech    | 1 |
| Washington       | 1 |
| Western Michigan | 1 |

# COACHING CHANGES

FBS

## School

Ball St  
Bowling Green  
BYU  
UCF  
East Carolina  
Georgia  
Georgia Southern  
Hawaii  
Illinois  
Iowa State  
ULM  
Maryland  
Memphis  
Miami  
Minnesota  
Missouri  
North Texas  
Rutgers  
South Carolina  
Southern Miss  
Syracuse  
Texas St  
Toledo  
Tulane  
USC  
UTSA  
Virginia  
Virginia Tech

## Former Coach

Pete Lembo  
Dino Babers  
Bronco Mendenhall  
George O'Leary  
Ruffin McNeill  
Mark Richt  
Willie Fritz  
Norm Chow  
Tim Beckman/ Bill Cubit (3/5/16)  
Paul Rhoads  
Todd Berry  
Randy Edsall  
Justin Fuente  
Al Golden  
Jerry Kill  
Gary Pinkel  
Dan McCarney  
Kyle Flood  
Steve Spurrier  
Todd Monken  
Scott Shafer  
Dennis Franchione  
Matt Campbell  
Curtis Johnson  
Steve Sarkisian  
Larry Coker  
Mike London  
Frank Beamer

## New Coach

Mike Neu  
Mike Jinks  
Kalani Sitake  
Scott Frost  
Scottie Montgomery  
Kirby Smart  
Tyson Summers  
Nick Rolovich  
Open  
Matt Campbell  
Matt Viator  
D.J. Durkin  
Mike Norvel  
Mark Richt  
Tracy Claeys  
Barry Odom  
Seth Littrell  
Chris Ash  
Will Muschamp  
Jay Hopson  
Dino Babers  
Everett Withers  
Jason Candle  
Willie Fritz  
Clay Helton  
Frank Wilson  
Bronco Mendenhall  
Justin Fuente

FBS

FCS

## School

ALCORN ST  
AUSTIN PEAY  
CITADEL  
EASTERN KENTUCKY  
FORDHAM  
JACKSON ST  
JACKSONVILLE  
JAMES MADISON  
MAINE  
MCNEESE ST  
MONTANA ST  
MORGAN ST  
SAVANNAH ST  
SOUTH DAKOTA  
SOUTHERN ILLINOIS  
SOUTHERN UTAH  
TENNESSEE TECH  
TEXAS SOUTHERN  
WESTERN ILLINOIS

## Former Coach

JAY HOPSON  
KIRBY CANNON  
MIKE HOUSTON  
DEAN HOOD  
JOE MOORHEAD  
HAROLD JACKSON  
KERWIN BELL  
EVERETT WITHERS  
JACK COSGROVE  
MATT VIATOR  
ROB ASH  
LEE HULL  
EARNEST WILSON III  
JOE GLENN  
DALE LENNON  
ED LAMB  
WATSON BROWN  
DARRELL ASBERRY  
BOB NIELSON

## New Coach

FRED MCNAIR  
WILL HEALY  
BRENT THOMPSON  
MARK ELDER  
ANDREW BREINER  
TONY HUGHES  
IAN SHIELDS  
MIKE HOUSTON  
JOE HARASYMIAK  
LANCE GUIDRY  
JEFF CHOATE  
FRED FARRIER  
OPEN  
BOB NIELSON  
NICK HILL  
DEMARIO WARREN  
MARCUS SATTERFIELD  
MIKE HAYWOOD  
CHARLIE FISHER

FCS



# 2016 SPRING SCHEDULES

|                  |                   |                |                     |                      |
|------------------|-------------------|----------------|---------------------|----------------------|
| <b>ACC</b>       | <b>SCHOOL</b>     | <b>PRO DAY</b> | <b>SPRING START</b> | <b>SPRING FINISH</b> |
|                  | Boston College    | March 16th     | March 3rd           | April 16th           |
|                  | Clemson           | March 10th     | February 29th       | April 9th            |
|                  | Duke              | TBA            | March 5th           | April 9th            |
|                  | Florida St        | TBA            | March 16th          | April 9th            |
|                  | Georgia Tech      | March 18th     | March 28th          | April 23rd           |
|                  | Louisville        | TBA            | March 22nd          | April 16th           |
|                  | Miami             | March 30th     | March 15th          | April 16th           |
|                  | NC State          | March 21st     | March 1st           | April 9th            |
|                  | North Carolina    | TBA            | March 6th           | April 16th           |
| Pittsburgh       | March 16th        | March 15th     | April 16th          |                      |
| Syracuse         | March 23rd        | February 23rd  | April 2nd           |                      |
| Virginia         | March 15th        | March 22nd     | April 23rd          |                      |
| Virginia Tech    | TBA               | March 22nd     | April 23rd          |                      |
| Wake Forest      | March 14th        | March 1st      | April 9th           |                      |
| <b>AMERICAN</b>  | <b>SCHOOL</b>     | <b>PRO DAY</b> | <b>SPRING START</b> | <b>SPRING FINISH</b> |
|                  | Cincinnati        | March 14th     | February 25th       | April 2nd            |
|                  | East Carolina     | TBA            | March 16th          | April 16th           |
|                  | Houston           | March 24th     | March 7th           | April 16th           |
|                  | Memphis           | TBA            | March 22nd          | April 22nd           |
|                  | Navy              | March 18th     | March 7th           | April 9th            |
|                  | SMU               | March 30th     | March 15th          | April 16th           |
|                  | Temple            | March 16th     | March 14th          | April 16th           |
|                  | Tulane            | TBA            | March 14th          | April 16th           |
|                  | Tulsa             | March 10th     | March 1st           | April 2nd            |
| UCF              | TBA               | March 15th     | April 16th          |                      |
| Uconn            | March 8th         | March 9th      | April 16th          |                      |
| USF              | March 21st        | March 23rd     | April 16th          |                      |
| <b>BIG TEN</b>   | <b>SCHOOL</b>     | <b>PRO DAY</b> | <b>SPRING START</b> | <b>SPRING FINISH</b> |
|                  | Illinois          | March 10th     | March 11th          | April 16th           |
|                  | Indiana           | March 30th     | March 5th           | April 15th           |
|                  | Iowa              | TBA            | March 23rd          | April 23rd           |
|                  | Maryland          | March 30th     | March 7th           | April 16th           |
|                  | Michigan          | TBA            | February 27th       | April 1st            |
|                  | Michigan St       | March 16th     | March 22nd          | April 23rd           |
|                  | Minnesota         | March 7th      | March 1st           | April 9th            |
|                  | Nebraska          | March 4th      | March 5th           | April 16th           |
|                  | Northwestern      | March 8th      | February 23rd       | April 2nd            |
| Ohio State       | March 11th        | March 8th      | April 16th          |                      |
| Penn St          | TBA               | March 18th     | April 16th          |                      |
| Purdue           | March 23rd        | March 8th      | April 16th          |                      |
| Rutgers          | March 9th         | March 24th     | April 23rd          |                      |
| Wisconsin        | March 9th         | March 12th     | April 23rd          |                      |
| <b>BIG 12</b>    | <b>SCHOOL</b>     | <b>PRO DAY</b> | <b>SPRING START</b> | <b>SPRING FINISH</b> |
|                  | Baylor            | March 16th     | February 25th       | March 18th           |
|                  | Iowa St           | March 22nd     | March 8th           | April 16th           |
|                  | Kansas            | TBA            | March 7th           | April 9th            |
|                  | Kansas St         | March 8th      | March 30th          | April 23rd           |
|                  | Oklahoma          | March 9th      | March 5th           | April 9th            |
|                  | Oklahoma St       | March 8th      | March 7th           | April 16th           |
|                  | TCU               | TBA            | February 26th       | April 1st            |
|                  | Texas             | March 23rd     | March 7th           | April 16th           |
|                  | Texas Tech        | TBA            | March 5th           | April 16th           |
| West Virginia    | April 4th         | March 13th     | April 23rd          |                      |
| <b>CUSA</b>      | <b>SCHOOL</b>     | <b>PRO DAY</b> | <b>SPRING START</b> | <b>SPRING FINISH</b> |
|                  | Charlotte         | March 15th     | TBA                 | April 23rd           |
|                  | Florida Atlantic  | March 31st     | March 15th          | April 16th           |
|                  | FIU               | TBA            | March 7th           | April 15th           |
|                  | Louisiana Tech    | TBA            | March 11th          | April 16th           |
|                  | Marshall          | March 9th      | March 29th          | April 30th           |
|                  | Middle Tennessee  | March 31st     | March 17th          | April 16th           |
|                  | North Texas       | TBA            | March 22nd          | April 23rd           |
|                  | Old Dominion      | March 16th     | March 15th          | April 16th           |
|                  | Rice              | March 24th     | March 9th           | April 8th            |
| Southern Miss    | March 24th        | TBA            | TBA                 |                      |
| UTSA             | TBA               | March 21st     | April 23rd          |                      |
| UTEP             | TBA               | March 14th     | April 17th          |                      |
| WKU              | March 29th        | March 21st     | April 23rd          |                      |
| <b>MAC</b>       | <b>SCHOOL</b>     | <b>PRO DAY</b> | <b>SPRING START</b> | <b>SPRING FINISH</b> |
|                  | Akron             | March 18th     | March 14th          | April 16th           |
|                  | Ball St           | March 24th     | March 22nd          | April 23rd           |
|                  | Bowling Green     | March 14th     | February 27th       | April 2nd            |
|                  | Buffalo           | March 9th      | March 22nd          | April 23rd           |
|                  | Central Michigan  | March 17th     | March 15th          | April 16th           |
|                  | Eastern Michigan  | March 17th     | March 11th          | April 2nd            |
|                  | Kent State        | March 18th     | February 16th       | TBA                  |
|                  | Miami (Ohio)      | March 10th     | March 13th          | April 23rd           |
|                  | Northern Illinois | TBA            | March 22nd          | April 22nd           |
| Ohio             | March 23rd        | March 7th      | April 9th           |                      |
| Toledo           | March 14th        | March 2nd      | April 9th           |                      |
| Western Michigan | TBA               | March 15th     | April 16th          |                      |
| <b>MW</b>        | <b>SCHOOL</b>     | <b>PRO DAY</b> | <b>SPRING START</b> | <b>SPRING FINISH</b> |
|                  | Air Force         | TBA            | February 27th       | April 9th            |
|                  | Boise State       | March 31st     | March 7th           | April 9th            |
|                  | Colorado St       | TBA            | March 25th          | April 23rd           |
|                  | Fresno St         | March 16th     | February 29th       | April 2nd            |
|                  | Hawaii            | TBA            | March 29th          | April 29th           |
|                  | New Mexico        | TBA            | March 23rd          | TBA                  |
|                  | Nevada            | TBA            | March 2nd           | TBA                  |
|                  | San Diego St      | March 17th     | February 22nd       | March 19th           |
|                  | San Jose St       | TBA            | March 11th          | April 16th           |
| UNLV             | TBA               | March 7th      | April 9th           |                      |
| Utah State       | TBA               | March 3rd      | April 9th           |                      |
| Wyoming          | TBA               | March 22nd     | April 23rd          |                      |
| <b>PAC-12</b>    | <b>SCHOOL</b>     | <b>PRO DAY</b> | <b>SPRING START</b> | <b>SPRING FINISH</b> |
|                  | Arizona           | March 24th     | February 12th       | March 4th            |
|                  | Arizona St        | March 4th      | March 14th          | TBA                  |
|                  | California        | March 18th     | March 7th           | April 16th           |
|                  | Colorado          | TBA            | March 4th           | April 9th            |
|                  | Oregon            | TBA            | March 29th          | April 30th           |
|                  | Oregon St         | March 11th     | March 28th          | April 16th           |
|                  | Stanford          | March 17th     | February 23rd       | April 9th            |
|                  | UCLA              | March 15th     | TBA                 | TBA                  |
|                  | USC               | March 23rd     | March 8th           | April 16th           |
| Utah             | March 24th        | March 22nd     | April 23rd          |                      |
| Washington       | TBA               | March 28th     | April 23rd          |                      |
| Washington St    | TBA               | March 24th     | April 23rd          |                      |
| <b>SEC</b>       | <b>SCHOOL</b>     | <b>PRO DAY</b> | <b>SPRING START</b> | <b>SPRING FINISH</b> |
|                  | Alabama           | March 9th      | March 11th          | April 16th           |
|                  | Arkansas          | March 16th     | March 29th          | April 23rd           |
|                  | Auburn            | March 7th      | March 1st           | April 9th            |
|                  | Florida           | March 22nd     | March 9th           | April 8th            |
|                  | Georgia           | March 16th     | March 15th          | April 16th           |
|                  | Kentucky          | March 4th      | March 8th           | April 16th           |
|                  | LSU               | TBA            | March 7th           | April 16th           |
|                  | Mississippi       | March 28th     | March 2nd           | TBA                  |
|                  | Mississippi St    | March 10th     | March 9th           | April 16th           |
| Missouri         | TBA               | March 8th      | April 16th          |                      |
| South Carolina   | TBA               | March 15th     | April 9th           |                      |
| Tennessee        | March 30th        | March 7th      | April 16th          |                      |
| Texas A&M        | TBA               | February 29th  | April 9th           |                      |
| Vanderbilt       | March 3rd         | February 22nd  | March 25th          |                      |
| <b>SUN BELT</b>  | <b>SCHOOL</b>     | <b>PRO DAY</b> | <b>SPRING START</b> | <b>SPRING FINISH</b> |
|                  | Appalachian St    | March 31st     | February 7th        | TBA                  |
|                  | Arkansas St       | April 4th      | March 9th           | April 15th           |
|                  | Georgia Southern  | April 6th      | March 24th          | April 16th           |
|                  | Georgia St        | March 11th     | March 24th          | April 16th           |
|                  | Idaho             | TBA            | March 23rd          | April 22nd           |
|                  | UL Lafayette      | March 16th     | March 8th           | April 16th           |
|                  | ULM               | March 21st     | March 11th          | April 16th           |
|                  | New Mexico St     | TBA            | March 21st          | April 16th           |
|                  | South Alabama     | March 28th     | February 29th       | April 2nd            |
| Texas St         | March 22nd        | TBA            | TBA                 |                      |
| Troy             | March 4th         | March 22nd     | April 23rd          |                      |
| <b>IND</b>       | <b>SCHOOL</b>     | <b>PRO DAY</b> | <b>SPRING START</b> | <b>SPRING FINISH</b> |
|                  | Army              | TBA            | April 1st           | April 30th           |
|                  | Noire Dame        | March 31st     | March 16th          | April 16th           |
|                  | BYU               | TBA            | March 1st           | March 26th           |
|                  | Massachusetts     | March 24th     | March 7th           | April 15th           |

*SEC - Returning Starters, Last Years Rankings & Stats*

| Team           | OFF DEF | RET STR'S QB* | Scoring PPG Rank | Yards YPG Rank | Rushing YPG Rank | Passing YPG Rank |
|----------------|---------|---------------|------------------|----------------|------------------|------------------|
| Alabama        | O       | 6             | 35.1 (30)        | 427.1 (45)     | 199.9 (33)       | 227.1 (61)       |
| Alabama        | D       | 5             | 15.1 (3)         | 276.3 (3)      | 75.7 (1)         | 200.6 (30)       |
| Arkansas       | O       | 5             | 35.9 (27)        | 465.5 (29)     | 197.3 (35)       | 268.2 (32)       |
| Arkansas       | D       | 9             | 27.4 (68)        | 391.6 (59)     | 116.5 (12)       | 275.2 (118)      |
| Auburn         | O       | 6*            | 27.5 (75)        | 370.0 (94)     | 196.4 (36)       | 173.6 (110)      |
| Auburn         | D       | 6             | 26.0 (54)        | 405.2 (72)     | 182.7 (82)       | 222.5 (64)       |
| Florida        | O       | 6*            | 23.2 (100)       | 334.0 (113)    | 126.9 (114)      | 207.1 (87)       |
| Florida        | D       | 6             | 18.3 (11)        | 310.2 (8)      | 128.1 (25)       | 182.1 (13)       |
| Georgia        | O       | 8*            | 26.3 (85)        | 377.2 (83)     | 192.2 (39)       | 185.1 (104)      |
| Georgia        | D       | 6             | 16.9 (8)         | 305.9 (7)      | 149.5 (42)       | 156.5 (1)        |
| Kentucky       | O       | 9             | 24.7 (95)        | 372.0 (89)     | 162.7 (80)       | 209.3 (79)       |
| Kentucky       | D       | 5             | 27.4 (69)        | 394.2 (60)     | 196.1 (98)       | 198.1 (28)       |
| LSU            | O       | 8*            | 32.8 (44)        | 437.3 (39)     | 256.8 (7)        | 180.4 (105)      |
| LSU            | D       | 9             | 24.3 (41)        | 347.2 (25)     | 122.9 (17)       | 224.3 (66)       |
| Mississippi    | O       | 5*            | 40.8 (8)         | 517.8 (10)     | 183.1 (46)       | 334.7 (10)       |
| Mississippi    | D       | 5             | 22.6 (33)        | 385.8 (55)     | 127.1 (23)       | 258.8 (106)      |
| Mississippi St | O       | 6             | 34.4 (33)        | 460.5 (31)     | 144.1 (102)      | 316.4 (14)       |
| Mississippi St | D       | 6             | 23.2 (36)        | 391.2 (57)     | 174.6 (71)       | 216.5 (58)       |
| Missouri       | O       | 5*            | 13.6 (128)       | 280.9 (126)    | 115.4 (121)      | 165.5 (113)      |
| Missouri       | D       | 8             | 16.2 (5)         | 302.0 (6)      | 132.8 (28)       | 169.3 (5)        |
| South Carolina | O       | 5*            | 21.9 (111)       | 362.2 (99)     | 154.7 (89)       | 207.5 (84)       |
| South Carolina | D       | 6             | 27.5 (71)        | 429.8 (96)     | 217.4 (112)      | 212.4 (52)       |
| Tennessee      | O       | 9*            | 35.2 (29)        | 422.3 (52)     | 223.7 (21)       | 198.6 (92)       |
| Tennessee      | D       | 8             | 20.0 (16)        | 362.0 (36)     | 151.6 (45)       | 210.4 (47)       |
| Texas A&M      | O       | 6             | 27.8 (71)        | 424.7 (50)     | 169.1 (67)       | 255.6 (39)       |
| Texas A&M      | D       | 7             | 22.0 (28)        | 380.0 (52)     | 213.7 (109)      | 166.3 (4)        |
| Vanderbilt     | O       | 8*            | 15.2 (125)       | 326.5 (118)    | 154.7 (89)       | 171.8 (112)      |
| Vanderbilt     | D       | 7             | 21.0 (22)        | 350.5 (28)     | 143.2 (33)       | 207.3 (41)       |



*Big-10 - Returning Starters, Last Years Rankings & Stats*

| Team         | OFF DEF | RET STR'S QB* | Scoring PPG Rank | Yards YPG Rank | Rushing YPG Rank | Passing YPG Rank |
|--------------|---------|---------------|------------------|----------------|------------------|------------------|
| Illinois     | O       | 7*            | 22.7 (103)       | 372.7 (88)     | 129.3 (112)      | 243.4 (47)       |
| Illinois     | D       | 4             | 23.3 (37)        | 350.8 (30)     | 166.4 (63)       | 184.4 (15)       |
| Indiana      | O       | 6             | 36.5 (24)        | 504.3 (14)     | 210.5 (27)       | 293.8 (22)       |
| Indiana      | D       | 7             | 37.6 (118)       | 509.5 (122)    | 195.7 (97)       | 313.8 (128)      |
| Iowa         | O       | 5*            | 30.9 (54)        | 386.1 (72)     | 181.7 (50)       | 204.4 (89)       |
| Iowa         | D       | 8             | 20.4 (19)        | 341.0 (22)     | 121.4 (15)       | 219.6 (61)       |
| Maryland     | O       | 7*            | 24.7 (95)        | 375.0 (87)     | 200.7 (32)       | 174.3 (109)      |
| Maryland     | D       | 5             | 34.4 (104)       | 421.2 (92)     | 162.8 (54)       | 258.4 (105)      |
| Michigan     | O       | 8             | 31.4 (50)        | 395.9 (69)     | 158.2 (85)       | 237.7 (53)       |
| Michigan     | D       | 6             | 16.4 (6)         | 280.7 (4)      | 122.2 (16)       | 158.5 (3)        |
| Michigan St  | O       | 4             | 29.8 (60)        | 385.5 (73)     | 151.3 (95)       | 234.2 (55)       |
| Michigan St  | D       | 6             | 21.7 (25)        | 349.9 (26)     | 116.0 (11)       | 233.9 (78)       |
| Minnesota    | O       | 7*            | 22.5 (106)       | 358.9 (103)    | 144.1 (102)      | 214.8 (73)       |
| Minnesota    | D       | 6             | 25.2 (45)        | 345.9 (24)     | 166.4 (62)       | 179.5 (11)       |
| Nebraska     | O       | 7*            | 32.8 (43)        | 446.9 (34)     | 180.0 (53)       | 266.9 (33)       |
| Nebraska     | D       | 7             | 27.8 (77)        | 400.4 (65)     | 109.8 (9)        | 290.5 (123)      |
| Northwestern | O       | 6*            | 19.5 (115)       | 327.1 (117)    | 188.5 (43)       | 138.5 (120)      |
| Northwestern | D       | 6             | 18.6 (12)        | 318.9 (13)     | 126.2 (20)       | 192.8 (23)       |
| Ohio St      | O       | 3*            | 35.7 (28)        | 434.1 (41)     | 245.2 (11)       | 188.8 (100)      |
| Ohio St      | D       | 3             | 15.1 (2)         | 311.3 (9)      | 126.8 (22)       | 184.5 (16)       |
| Penn St      | O       | 9             | 23.2 (101)       | 348.6 (105)    | 134.2 (107)      | 214.5 (74)       |
| Penn St      | D       | 5             | 21.8 (26)        | 324.5 (14)     | 151.0 (43)       | 173.5 (8)        |
| Purdue       | O       | 8*            | 25.1 (92)        | 368.6 (95)     | 131.3 (110)      | 237.3 (54)       |
| Purdue       | D       | 8             | 36.5 (113)       | 458.3 (112)    | 214.9 (110)      | 243.4 (91)       |
| Rutgers      | O       | 9*            | 27.1 (78)        | 377.0 (84)     | 169.9 (66)       | 207.1 (86)       |
| Rutgers      | D       | 7             | 34.9 (105)       | 462.0 (113)    | 186.1 (85)       | 275.9 (120)      |
| Wisconsin    | O       | 6             | 26.8 (81)        | 378.6 (79)     | 150.3 (96)       | 228.3 (58)       |
| Wisconsin    | D       | 6             | 13.7 (1)         | 268.5 (2)      | 95.4 (4)         | 173.2 (7)        |



ACC - Returning Starters, Last Years Rankings & Stats

| Team           | OFF DEF | RET STR'S QB* | Scoring PPG Rank | Yards YPG Rank | Rushing YPG Rank | Passing YPG Rank |
|----------------|---------|---------------|------------------|----------------|------------------|------------------|
| Boston College | O       | 8*            | 17.2 (122)       | 275.6 (127)    | 164.4 (75)       | 111.2 (125)      |
| Boston College | D       | 7             | 15.3 (4)         | 254.3 (1)      | 82.8 (2)         | 171.5 (6)        |
| Clemson        | O       | 8*            | 38.5 (16)        | 514.5 (11)     | 223.0 (22)       | 291.5 (23)       |
| Clemson        | D       | 4             | 21.7 (24)        | 313.0 (10)     | 125.3 (18)       | 187.7 (17)       |
| Duke           | O       | 6*            | 31.5 (48)        | 439.4 (36)     | 192.9 (38)       | 246.5 (45)       |
| Duke           | D       | 6             | 25.4 (47)        | 394.7 (61)     | 153.8 (49)       | 240.9 (89)       |
| Florida St     | O       | 11*           | 31.7 (47)        | 424.0 (51)     | 168.2 (70)       | 255.8 (38)       |
| Florida St     | D       | 6             | 17.5 (9)         | 336.9 (19)     | 145.3 (37)       | 191.6 (21)       |
| Georgia Tech   | O       | 6*            | 29.3 (63)        | 378.0 (80)     | 256.2 (8)        | 121.8 (124)      |
| Georgia Tech   | D       | 5             | 25.8 (51)        | 368.0 (42)     | 165.1 (57)       | 202.9 (35)       |
| Louisville     | O       | 10*           | 28.7 (65)        | 416.1 (53)     | 171.0 (65)       | 245.1 (46)       |
| Louisville     | D       | 8             | 24.1 (39)        | 332.8 (18)     | 120.2 (14)       | 212.5 (53)       |
| Miami (FL)     | O       | 9*            | 27.8 (71)        | 397.0 (67)     | 119.9 (118)      | 277.1 (29)       |
| Miami (FL)     | D       | 6             | 28.2 (78)        | 404.8 (70)     | 201.0 (104)      | 203.8 (38)       |
| North Carolina | O       | 7             | 40.7 (9)         | 486.9 (18)     | 224.4 (19)       | 262.5 (34)       |
| North Carolina | D       | 7             | 24.5 (42)        | 435.9 (97)     | 247.4 (123)      | 188.6 (18)       |
| NC State       | O       | 6             | 33.2 (42)        | 412.8 (57)     | 202.1 (31)       | 210.8 (78)       |
| NC State       | D       | 8             | 25.8 (52)        | 350.7 (29)     | 147.5 (39)       | 203.2 (36)       |
| Pittsburgh     | O       | 8*            | 28.2 (68)        | 377.5 (82)     | 186.8 (45)       | 190.6 (99)       |
| Pittsburgh     | D       | 8             | 26.1 (57)        | 363.2 (37)     | 148.5 (40)       | 214.7 (55)       |
| Syracuse       | O       | 8*            | 27.3 (77)        | 319.9 (120)    | 163.2 (78)       | 156.8 (117)      |
| Syracuse       | D       | 8             | 31.0 (91)        | 438.5 (100)    | 181.8 (79)       | 256.7 (102)      |
| Virginia       | O       | 6*            | 25.8 (89)        | 383.0 (75)     | 144.8 (101)      | 238.3 (51)       |
| Virginia       | D       | 6             | 32.2 (97)        | 411.5 (80)     | 156.6 (50)       | 254.9 (98)       |
| Virginia Tech  | O       | 8             | 31.0 (53)        | 385.1 (74)     | 159.2 (83)       | 225.8 (64)       |
| Virginia Tech  | D       | 7             | 26.3 (59)        | 369.8 (44)     | 180.7 (76)       | 189.2 (19)       |
| Wake Forest    | O       | 9*            | 17.4 (121)       | 333.4 (115)    | 105.2 (124)      | 228.3 (59)       |
| Wake Forest    | D       | 7             | 24.6 (43)        | 363.8 (38)     | 161.3 (52)       | 202.5 (32)       |



Pac-12 - Returning Starters, Last Years Rankings & Stats

| Team          | OFF DEF | RET STR'S QB* | Scoring PPG Rank | Yards YPG Rank | Rushing YPG Rank | Passing YPG Rank |
|---------------|---------|---------------|------------------|----------------|------------------|------------------|
| Arizona       | O       | 7*            | 37.4 (20)        | 494.9 (16)     | 222.3 (23)       | 272.6 (30)       |
| Arizona       | D       | 8             | 35.8 (108)       | 466.8 (116)    | 198.5 (100)      | 268.3 (116)      |
| Arizona St    | O       | 4             | 34.6 (32)        | 477.5 (24)     | 178.4 (57)       | 299.1 (20)       |
| Arizona St    | D       | 6             | 33.5 (100)       | 463.8 (114)    | 126.2 (21)       | 337.5 (129)      |
| California    | O       | 4             | 37.9 (17)        | 529.2 (8)      | 152.8 (93)       | 376.3 (3)        |
| California    | D       | 6             | 30.7 (90)        | 453.7 (110)    | 209.8 (107)      | 243.9 (93)       |
| Colorado      | O       | 9*            | 24.6 (97)        | 396.8 (68)     | 156.2 (88)       | 240.6 (49)       |
| Colorado      | D       | 9             | 27.5 (70)        | 416.9 (85)     | 198.7 (101)      | 218.2 (60)       |
| Oregon        | O       | 6             | 43.0 (5)         | 538.2 (5)      | 279.9 (5)        | 258.3 (36)       |
| Oregon        | D       | 5             | 37.5 (117)       | 485.3 (119)    | 178.8 (74)       | 306.5 (127)      |
| Oregon St     | O       | 8*            | 19.0 (116)       | 336.8 (111)    | 177.7 (59)       | 159.2 (116)      |
| Oregon St     | D       | 6             | 37.0 (115)       | 481.5 (117)    | 225.5 (116)      | 256.0 (100)      |
| Stanford      | O       | 5             | 37.8 (18)        | 435.5 (40)     | 223.7 (20)       | 211.8 (76)       |
| Stanford      | D       | 6             | 22.6 (32)        | 368.3 (43)     | 139.9 (30)       | 228.4 (73)       |
| UCLA          | O       | 4*            | 32.2 (45)        | 465.8 (28)     | 176.8 (61)       | 289.0 (25)       |
| UCLA          | D       | 9             | 26.0 (54)        | 401.7 (68)     | 198.5 (99)       | 203.2 (36)       |
| USC           | O       | 10            | 33.9 (37)        | 437.9 (38)     | 168.2 (71)       | 269.7 (31)       |
| USC           | D       | 6             | 25.7 (50)        | 400.8 (66)     | 149.3 (41)       | 251.5 (95)       |
| Utah          | O       | 6             | 30.6 (55)        | 363.0 (97)     | 183.0 (47)       | 180.0 (106)      |
| Utah          | D       | 7             | 22.3 (31)        | 366.8 (41)     | 108.6 (6)        | 258.2 (104)      |
| Washington    | O       | 8*            | 30.6 (55)        | 403.1 (61)     | 163.8 (77)       | 239.2 (50)       |
| Washington    | D       | 7             | 18.8 (13)        | 351.8 (31)     | 125.3 (19)       | 226.5 (69)       |
| Washington St | O       | 8*            | 31.5 (49)        | 469.6 (25)     | 80.5 (129)       | 389.2 (1)        |
| Washington St | D       | 6             | 27.7 (74)        | 417.2 (86)     | 193.6 (96)       | 223.5 (65)       |





*Big-12 - Returning Starters, Last Years Rankings & Stats*

| Team          | OFF DEF | RET STR'S QB* | Scoring PPG Rank | Yards YPG Rank | Rushing YPG Rank | Passing YPG Rank |
|---------------|---------|---------------|------------------|----------------|------------------|------------------|
| Baylor        | O       | 5*            | 48.1 (1)         | 616.2 (1)      | 326.7 (2)        | 289.5 (24)       |
| Baylor        | D       | 5             | 28.3 (80)        | 396.5 (63)     | 163.1 (56)       | 233.5 (77)       |
| Iowa St       | O       | 5*            | 25.0 (93)        | 408.3 (58)     | 182.0 (49)       | 226.3 (63)       |
| Iowa St       | D       | 8             | 32.7 (98)        | 453.4 (109)    | 186.6 (87)       | 266.8 (113)      |
| Kansas        | O       | 8*            | 15.3 (124)       | 331.5 (116)    | 112.9 (122)      | 218.6 (69)       |
| Kansas        | D       | 8             | 46.1 (129)       | 560.8 (129)    | 267.2 (126)      | 293.7 (125)      |
| Kansas St     | O       | 5*            | 29.9 (58)        | 333.7 (114)    | 157.7 (87)       | 176.0 (108)      |
| Kansas St     | D       | 7             | 31.5 (94)        | 452.2 (107)    | 166.7 (64)       | 285.5 (122)      |
| Oklahoma      | O       | 7*            | 43.5 (4)         | 530.2 (7)      | 222.1 (24)       | 308.2 (17)       |
| Oklahoma      | D       | 6             | 22.0 (28)        | 364.5 (39)     | 161.7 (53)       | 202.8 (34)       |
| Oklahoma St   | O       | 10*           | 39.5 (14)        | 480.0 (22)     | 126.8 (115)      | 353.2 (7)        |
| Oklahoma St   | D       | 7             | 30.5 (89)        | 439.1 (101)    | 186.9 (88)       | 252.2 (96)       |
| TCU           | O       | 3             | 42.1 (7)         | 562.8 (3)      | 215.4 (25)       | 347.5 (8)        |
| TCU           | D       | 8             | 27.2 (64)        | 398.4 (64)     | 182.6 (81)       | 215.8 (57)       |
| Texas         | O       | 7*            | 26.4 (83)        | 370.8 (92)     | 224.8 (18)       | 145.9 (118)      |
| Texas         | D       | 8             | 30.3 (88)        | 452.6 (108)    | 219.2 (113)      | 233.4 (75)       |
| Texas Tech    | O       | 6*            | 45.1 (2)         | 579.5 (2)      | 191.3 (41)       | 388.2 (2)        |
| Texas Tech    | D       | 7             | 43.6 (126)       | 547.7 (128)    | 279.9 (128)      | 267.8 (114)      |
| West Virginia | O       | 8*            | 34.0 (35)        | 479.7 (23)     | 228.2 (17)       | 251.5 (42)       |
| West Virginia | D       | 4             | 24.6 (44)        | 396.5 (62)     | 158.7 (51)       | 237.8 (84)       |



**BIG 12 CONFERENCE**

*IND - Returning Starters, Last Years Rankings & Stats*

| Team          | OFF DEF | RET STR'S QB* | Scoring PPG Rank | Yards YPG Rank | Rushing YPG Rank | Passing YPG Rank |
|---------------|---------|---------------|------------------|----------------|------------------|------------------|
| Army          | O       | 7*            | 22.1 (109)       | 338.3 (108)    | 244.3 (12)       | 94.0 (127)       |
| Army          | D       | 9             | 27.8 (75)        | 375.6 (47)     | 165.2 (58)       | 210.4 (48)       |
| BYU           | O       | 7*            | 33.7 (40)        | 424.8 (49)     | 128.3 (113)      | 296.5 (21)       |
| BYU           | D       | 8             | 22.8 (34)        | 345.7 (23)     | 143.8 (34)       | 201.8 (31)       |
| Notre Dame    | O       | 4*            | 34.2 (34)        | 466.4 (27)     | 207.6 (29)       | 258.8 (35)       |
| Notre Dame    | D       | 5             | 24.1 (39)        | 372.7 (45)     | 175.6 (73)       | 197.1 (27)       |
| Massachusetts | O       | 5             | 22.2 (108)       | 399.8 (65)     | 142.3 (104)      | 257.5 (37)       |
| Massachusetts | D       | 5             | 31.4 (93)        | 447.8 (105)    | 192.9 (95)       | 254.9 (98)       |



*AAC- Returning Starters, Last Years Rankings & Stats*

| Team          | OFF DEF | RET STR'S QB* | Scoring PPG Rank | Yards YPG Rank | Rushing YPG Rank | Passing YPG Rank |
|---------------|---------|---------------|------------------|----------------|------------------|------------------|
| Cincinnati    | O       | 5*            | 33.8 (38)        | 537.8 (6)      | 177.9 (58)       | 359.9 (6)        |
| Cincinnati    | D       | 8             | 31.2 (92)        | 408.6 (79)     | 191.6 (92)       | 217.0 (59)       |
| Connecticut   | O       | 10*           | 17.2 (123)       | 310.3 (125)    | 124.8 (116)      | 185.5 (103)      |
| Connecticut   | D       | 6             | 19.5 (15)        | 355.1 (33)     | 165.8 (61)       | 189.3 (20)       |
| East Carolina | O       | 5             | 27.4 (76)        | 414.6 (54)     | 133.3 (108)      | 281.3 (27)       |
| East Carolina | D       | 6             | 26.0 (54)        | 400.9 (67)     | 174.5 (70)       | 226.4 (68)       |
| Houston       | O       | 7*            | 40.4 (10)        | 484.1 (20)     | 235.8 (14)       | 248.4 (44)       |
| Houston       | D       | 5             | 20.7 (20)        | 383.6 (54)     | 108.9 (8)        | 274.7 (117)      |
| Memphis       | O       | 6             | 40.2 (11)        | 486.9 (19)     | 179.5 (56)       | 307.5 (18)       |
| Memphis       | D       | 7             | 27.3 (67)        | 406.7 (78)     | 146.5 (38)       | 260.2 (108)      |
| Navy          | O       | 1             | 36.8 (22)        | 425.2 (48)     | 326.7 (2)        | 98.5 (126)       |
| Navy          | D       | 6             | 21.8 (26)        | 364.9 (40)     | 143.0 (32)       | 221.9 (63)       |
| SMU           | O       | 9*            | 27.8 (73)        | 382.8 (76)     | 164.5 (74)       | 218.3 (70)       |
| SMU           | D       | 7             | 45.7 (128)       | 502.2 (120)    | 261.2 (125)      | 241.0 (90)       |
| USF           | O       | 7*            | 33.6 (41)        | 441.6 (35)     | 246.5 (10)       | 195.1 (95)       |
| USF           | D       | 7             | 22.9 (35)        | 380.5 (53)     | 141.4 (31)       | 239.1 (86)       |
| Temple        | O       | 6*            | 29.8 (60)        | 366.7 (96)     | 149.7 (97)       | 217.0 (72)       |
| Temple        | D       | 6             | 20.1 (17)        | 337.0 (20)     | 127.9 (24)       | 209.1 (43)       |
| Tulane        | O       | 4             | 19.7 (114)       | 317.0 (121)    | 115.8 (120)      | 201.3 (90)       |
| Tulane        | D       | 8             | 36.3 (111)       | 412.3 (81)     | 178.8 (75)       | 233.4 (75)       |
| Tulsa         | O       | 7*            | 37.2 (21)        | 507.4 (13)     | 174.2 (62)       | 333.2 (11)       |
| Tulsa         | D       | 7             | 39.8 (122)       | 536.6 (127)    | 239.7 (119)      | 296.9 (126)      |
| UCF           | O       | 10*           | 13.9 (127)       | 268.4 (129)    | 81.3 (128)       | 187.2 (102)      |
| UCF           | D       | 7             | 37.7 (119)       | 464.1 (115)    | 199.2 (102)      | 264.9 (111)      |



**AMERICAN**  
ATHLETIC CONFERENCE

| Team         | OFF DEF | RET STR'S QB* | Scoring PPG Rank | Yards YPG Rank | Rushing YPG Rank | Passing YPG Rank |
|--------------|---------|---------------|------------------|----------------|------------------|------------------|
| Air Force    | O       | 5*            | 33.8 (39)        | 451.1 (33)     | 319.1 (4)        | 131.9 (123)      |
| Air Force    | D       | 9             | 25.5 (48)        | 354.9 (32)     | 144.7 (36)       | 210.1 (46)       |
| Boise St     | O       | 8*            | 39.1 (15)        | 501.5 (15)     | 191.4 (40)       | 310.2 (16)       |
| Boise St     | D       | 5             | 20.2 (18)        | 318.3 (12)     | 108.2 (5)        | 210.1 (45)       |
| Colorado St  | O       | 6*            | 29.6 (62)        | 425.8 (47)     | 197.8 (34)       | 228.1 (60)       |
| Colorado St  | D       | 4             | 27.2 (64)        | 390.5 (56)     | 212.9 (108)      | 177.6 (9)        |
| Fresno St    | O       | 7*            | 22.3 (107)       | 315.2 (123)    | 136.8 (106)      | 178.3 (107)      |
| Fresno St    | D       | 5             | 38.1 (120)       | 446.2 (103)    | 234.7 (118)      | 211.5 (50)       |
| Hawaii       | O       | 9*            | 17.6 (119)       | 316.3 (122)    | 123.9 (117)      | 192.4 (98)       |
| Hawaii       | D       | 7             | 35.6 (106)       | 448.8 (106)    | 239.8 (120)      | 208.9 (42)       |
| Nevada       | O       | 10*           | 26.2 (86)        | 375.2 (86)     | 210.6 (26)       | 164.5 (114)      |
| Nevada       | D       | 5             | 26.8 (62)        | 405.4 (74)     | 191.4 (91)       | 214.0 (54)       |
| New Mexico   | O       | 5*            | 29.9 (58)        | 388.2 (70)     | 252.2 (9)        | 136.0 (122)      |
| New Mexico   | D       | 10            | 28.4 (83)        | 437.6 (99)     | 192.7 (94)       | 244.9 (94)       |
| San Diego St | O       | 7             | 32.1 (46)        | 375.3 (85)     | 233.3 (15)       | 142.0 (119)      |
| San Diego St | D       | 7             | 16.4 (7)         | 287.3 (5)      | 108.7 (7)        | 178.6 (10)       |
| San Jose St  | O       | 8*            | 27.9 (69)        | 404.6 (60)     | 182.9 (48)       | 221.7 (67)       |
| San Jose St  | D       | 7             | 27.2 (64)        | 358.5 (34)     | 200.8 (103)      | 157.8 (2)        |
| UNLV         | O       | 6             | 28.6 (66)        | 404.7 (59)     | 193.3 (37)       | 211.4 (77)       |
| UNLV         | D       | 8             | 33.7 (101)       | 457.1 (111)    | 216.7 (111)      | 240.4 (88)       |
| Utah St      | O       | 8*            | 29.0 (64)        | 370.6 (93)     | 165.1 (72)       | 205.5 (88)       |
| Utah St      | D       | 3             | 26.7 (61)        | 332.5 (17)     | 151.9 (47)       | 180.5 (12)       |
| Wyoming      | O       | 9             | 19.0 (116)       | 360.7 (100)    | 173.4 (63)       | 187.3 (101)      |
| Wyoming      | D       | 8             | 34.0 (103)       | 422.1 (93)     | 225.2 (115)      | 196.9 (26)       |

MW - Returning Starters, Last Years Rankings & Stats



| Team              | OFF DEF | RET STR'S QB* | Scoring PPG Rank | Yards YPG Rank | Rushing YPG Rank | Passing YPG Rank |
|-------------------|---------|---------------|------------------|----------------|------------------|------------------|
| Akron             | O       | 3*            | 23.9 (99)        | 357.1 (104)    | 164.2 (76)       | 192.9 (97)       |
| Akron             | D       | 4             | 21.5 (23)        | 331.5 (15)     | 92.9 (3)         | 238.6 (85)       |
| Ball St           | O       | 6*            | 23.1 (102)       | 371.6 (90)     | 153.3 (92)       | 218.3 (71)       |
| Ball St           | D       | 9             | 35.8 (109)       | 518.0 (123)    | 225.5 (116)      | 292.5 (124)      |
| Bowling Green     | O       | 5             | 42.2 (6)         | 546.8 (4)      | 180.0 (53)       | 366.8 (5)        |
| Bowling Green     | D       | 6             | 28.9 (85)        | 417.8 (87)     | 182.4 (80)       | 235.4 (80)       |
| Buffalo           | O       | 4             | 26.7 (82)        | 386.4 (71)     | 136.9 (105)      | 249.5 (43)       |
| Buffalo           | D       | 8             | 27.6 (72)        | 413.4 (82)     | 186.1 (85)       | 227.3 (70)       |
| Central Michigan  | O       | 8*            | 25.8 (88)        | 401.7 (63)     | 101.3 (126)      | 300.4 (19)       |
| Central Michigan  | D       | 8             | 22.0 (28)        | 332.2 (16)     | 139.2 (29)       | 193.0 (24)       |
| Eastern Michigan  | O       | 8*            | 25.4 (91)        | 380.0 (78)     | 157.8 (86)       | 222.2 (66)       |
| Eastern Michigan  | D       | 8             | 42.1 (124)       | 519.3 (124)    | 316.5 (129)      | 202.8 (33)       |
| Kent St           | O       | 10*           | 13.1 (129)       | 270.8 (128)    | 132.8 (109)      | 138.1 (121)      |
| Kent St           | D       | 8             | 26.1 (58)        | 350.1 (27)     | 143.9 (35)       | 206.2 (39)       |
| Miami (OH)        | O       | 10*           | 17.9 (118)       | 338.2 (110)    | 129.7 (111)      | 208.5 (80)       |
| Miami (OH)        | D       | 6             | 32.0 (96)        | 404.6 (69)     | 168.9 (68)       | 235.7 (81)       |
| Northern Illinois | O       | 7*            | 31.1 (52)        | 398.5 (66)     | 190.1 (42)       | 208.4 (81)       |
| Northern Illinois | D       | 6             | 27.6 (73)        | 418.4 (88)     | 174.7 (72)       | 243.6 (92)       |
| Ohio              | O       | 6             | 27.5 (74)        | 413.8 (56)     | 180.9 (51)       | 232.9 (56)       |
| Ohio              | D       | 6             | 25.3 (46)        | 377.7 (50)     | 168.2 (66)       | 209.5 (44)       |
| Toledo            | O       | 7             | 35.0 (31)        | 460.9 (30)     | 207.9 (28)       | 253.0 (40)       |
| Toledo            | D       | 4             | 20.8 (21)        | 374.8 (46)     | 115.2 (10)       | 259.7 (107)      |
| Western Michigan  | O       | 8*            | 36.0 (26)        | 490.8 (17)     | 204.6 (30)       | 286.2 (26)       |
| Western Michigan  | D       | 5             | 28.3 (80)        | 413.7 (83)     | 181.1 (77)       | 232.6 (74)       |

MAC - Returning Starters, Last Years Rankings & Stats



| Team             |   | OFF DEF | RET STR'S QB* | Scoring PPG Rank | Yards YPG Rank | Rushing YPG Rank | Passing YPG Rank | CUSA - Returning Starters, Last Years Rankings & Stats |
|------------------|---|---------|---------------|------------------|----------------|------------------|------------------|--|
| Charlotte        | O | 9*      | 17.5 (120)    | 336.6 (112)      | 163.1 (79)     | 173.5 (111)      |                  |  |
| Charlotte        | D | 9       | 36.3 (111)    | 419.0 (89)       | 190.6 (90)     | 228.4 (72)       |                  |  |
| Florida Atlantic | O | 8       | 25.5 (90)     | 347.8 (106)      | 109.9 (123)    | 237.8 (52)       |                  |  |
| Florida Atlantic | D | 7       | 29.8 (86)     | 406.1 (77)       | 185.1 (84)     | 221.0 (62)       |                  |  |
| FIU              | O | 9*      | 22.5 (105)    | 377.8 (81)       | 164.8 (73)     | 213.1 (75)       |                  |  |
| FIU              | D | 5       | 28.8 (84)     | 405.1 (71)       | 168.4 (67)     | 236.7 (82)       |                  |  |
| Louisiana Tech   | O | 6       | 37.5 (19)     | 482.8 (21)       | 159.6 (82)     | 323.2 (13)       |                  |  |
| Louisiana Tech   | D | 3       | 26.8 (62)     | 375.8 (49)       | 119.3 (13)     | 256.5 (101)      |                  |  |
| Marshall         | O | 7*      | 31.3 (51)     | 400.4 (64)       | 168.9 (68)     | 231.5 (57)       |                  |  |
| Marshall         | D | 4       | 17.8 (10)     | 360.8 (35)       | 168.2 (65)     | 192.6 (22)       |                  |  |
| Middle Tennessee | O | 7*      | 34.0 (35)     | 457.4 (32)       | 145.7 (100)    | 311.7 (15)       |                  |  |
| Middle Tennessee | D | 5       | 26.6 (60)     | 405.6 (75)       | 152.2 (48)     | 253.5 (97)       |                  |  |
| North Texas      | O | 6       | 15.2 (125)    | 320.1 (119)      | 158.7 (84)     | 161.4 (115)      |                  |  |
| North Texas      | D | 8       | 41.3 (123)    | 502.6 (121)      | 239.9 (121)    | 262.7 (109)      |                  |  |
| Old Dominion     | O | 9*      | 24.3 (98)     | 371.3 (91)       | 151.8 (94)     | 219.5 (68)       |                  |  |
| Old Dominion     | D | 8       | 35.8 (107)    | 437.3 (98)       | 203.3 (105)    | 233.9 (79)       |                  |  |
| Rice             | O | 7       | 26.1 (87)     | 401.8 (62)       | 177.6 (60)     | 224.3 (65)       |                  |  |
| Rice             | D | 9       | 35.8 (109)    | 447.4 (104)      | 190.3 (89)     | 257.2 (103)      |                  |  |
| Southern Miss    | O | 7*      | 39.9 (13)     | 509.5 (12)       | 179.8 (55)     | 329.7 (12)       |                  |  |
| Southern Miss    | D | 6       | 25.6 (49)     | 379.5 (51)       | 151.9 (46)     | 227.6 (71)       |                  |  |
| UTEP             | O | 8*      | 20.7 (113)    | 342.3 (107)      | 146.8 (99)     | 195.5 (94)       |                  |  |
| UTEP             | D | 6       | 32.9 (99)     | 427.8 (95)       | 162.8 (54)     | 265.0 (112)      |                  |  |
| UTSA             | O | 7*      | 22.6 (104)    | 362.3 (98)       | 168.8 (69)     | 193.4 (96)       |                  |  |
| UTSA             | D | 5       | 33.8 (102)    | 444.1 (102)      | 168.9 (68)     | 275.2 (119)      |                  |  |
| WKU              | O | 8       | 44.3 (3)      | 526.4 (9)        | 154.1 (91)     | 372.2 (4)        |                  |  |
| WKU              | D | 4       | 25.9 (53)     | 405.2 (73)       | 165.6 (60)     | 239.6 (87)       |                  |  |



| Team             |   | OFF DEF | RET STR'S QB* | Scoring PPG Rank | Yards YPG Rank | Rushing YPG Rank | Passing YPG Rank | SBC - Returning Starters, Last Years Rankings & Stats |
|------------------|---|---------|---------------|------------------|----------------|------------------|------------------|---|
| Appalachian St   | O | 6*      | 36.7 (23)     | 467.3 (26)       | 271.5 (6)      | 195.8 (93)       |                  |   |
| Appalachian St   | D | 9       | 19.1 (14)     | 314.5 (11)       | 131.5 (27)     | 182.9 (14)       |                  |   |
| Arkansas St      | O | 6       | 40.0 (12)     | 438.5 (37)       | 231.3 (16)     | 207.2 (85)       |                  |   |
| Arkansas St      | D | 7       | 30.2 (87)     | 419.2 (90)       | 151.5 (44)     | 267.8 (114)      |                  |   |
| Georgia Southern | O | 7*      | 36.5 (25)     | 426.4 (46)       | 363.0 (1)      | 63.4 (129)       |                  |   |
| Georgia Southern | D | 6       | 23.5 (38)     | 338.1 (21)       | 130.9 (26)     | 207.2 (40)       |                  |   |
| Georgia St       | O | 7       | 26.9 (79)     | 432.8 (43)       | 96.9 (127)     | 335.9 (9)        |                  |   |
| Georgia St       | D | 9       | 28.3 (80)     | 405.6 (75)       | 181.1 (77)     | 224.5 (67)       |                  |   |
| Idaho            | O | 8*      | 30.3 (57)     | 428.4 (44)       | 147.2 (98)     | 281.3 (27)       |                  |   |
| Idaho            | D | 6       | 42.1 (124)    | 484.9 (118)      | 273.3 (127)    | 211.7 (51)       |                  |   |
| UL Lafayette     | O | 7       | 26.4 (83)     | 380.4 (77)       | 172.8 (64)     | 207.6 (83)       |                  |   |
| UL Lafayette     | D | 7       | 31.8 (95)     | 420.8 (91)       | 183.8 (83)     | 237.1 (83)       |                  |   |
| ULM              | O | 8*      | 21.0 (112)    | 310.8 (124)      | 102.9 (125)    | 207.9 (82)       |                  |   |
| ULM              | D | 3       | 36.5 (114)    | 422.8 (94)       | 208.0 (106)    | 214.8 (56)       |                  |   |
| New Mexico St    | O | 7*      | 28.6 (66)     | 433.3 (42)       | 180.5 (52)     | 252.8 (41)       |                  |   |
| New Mexico St    | D | 7       | 45.0 (127)    | 522.3 (126)      | 242.3 (122)    | 280.0 (121)      |                  |   |
| South Alabama    | O | 6       | 25.0 (93)     | 360.2 (101)      | 160.7 (81)     | 199.5 (91)       |                  |   |
| South Alabama    | D | 6       | 37.3 (116)    | 416.0 (84)       | 221.0 (114)    | 195.0 (25)       |                  |   |
| Texas St         | O | 4*      | 26.9 (80)     | 413.9 (55)       | 187.3 (44)     | 226.6 (62)       |                  |   |
| Texas St         | D | 6       | 39.2 (121)    | 521.8 (125)      | 258.0 (124)    | 263.8 (110)      |                  |   |
| Troy             | O | 6*      | 27.9 (70)     | 359.9 (102)      | 119.1 (119)    | 240.8 (48)       |                  |   |
| Troy             | D | 8       | 28.3 (79)     | 391.3 (58)       | 192.2 (93)     | 199.1 (29)       |                  |   |





# PHIL STEELE'S 2015 POSTSEASON ALL-SEC TEAM

*bold players are returning*

|                   | Conference |     |     | Overall |     |     |      |
|-------------------|------------|-----|-----|---------|-----|-----|------|
|                   | W-L        | PF  | PA  | W-L     | PF  | PA  | STRK |
| <b>SEC - East</b> |            |     |     |         |     |     |      |
| Florida           | 7-1        | 189 | 108 | 10-4    | 325 | 256 | L3   |
| Tennessee         | 5-3        | 250 | 183 | 9-4     | 457 | 260 | W6   |
| Georgia           | 5-3        | 183 | 159 | 10-3    | 342 | 220 | W5   |
| Vanderbilt        | 2-6        | 106 | 184 | 4-8     | 182 | 252 | L2   |
| Kentucky          | 2-6        | 140 | 221 | 5-7     | 296 | 329 | L1   |
| Missouri          | 1-7        | 73  | 149 | 5-7     | 163 | 194 | L2   |
| South Carolina    | 1-7        | 161 | 243 | 3-9     | 263 | 330 | L5   |
| <b>SEC - West</b> |            |     |     |         |     |     |      |
| Alabama           | 7-1        | 252 | 139 | 14-1    | 526 | 227 | W12  |
| Mississippi       | 6-2        | 258 | 210 | 10-3    | 531 | 294 | W3   |
| Arkansas          | 5-3        | 275 | 241 | 8-5     | 467 | 356 | W2   |
| LSU               | 5-3        | 212 | 198 | 9-3     | 394 | 291 | W2   |
| Texas A&M         | 4-4        | 161 | 175 | 8-5     | 361 | 286 | L2   |
| Mississippi State | 4-4        | 210 | 208 | 9-4     | 447 | 302 | W1   |
| Auburn            | 2-6        | 177 | 229 | 7-6     | 357 | 338 | W1   |



— OFFENSE —

**1<sup>st</sup> TEAM**

- QB** [Dak Prescott, Mississippi St](#)
- RB** [Derrick Henry, Alabama](#)
- RB** [Leonard Fournette, LSU](#)
- WR** [Laquon Treadwell, Mississippi](#)
- WR** [Pharoh Cooper, South Carolina](#)
- WR** [De'Runya Wilson, Mississippi St](#)

- TE** [Hunter Henry, Arkansas](#)
- C** [Ryan Kelly, Alabama](#)
- OL** [Vadal Alexander, LSU](#)
- OL** [Cam Robinson, Alabama](#)
- OL** [John Theus, Georgia](#)
- OL** [Sebastian Tretola, Arkansas](#)

**1<sup>st</sup> TEAM**

- DL** [Myles Garrett, Texas A&M](#)
- DL** [A'Shawn Robinson, Alabama](#)
- DL** [Jonathan Allen, Alabama](#)
- DL** [Jonathan Bullard, Florida](#)
- LB** [Reggie Ragland, Alabama](#)
- LB** [Kentrell Brothers, Missouri](#)
- LB** [Zach Cunningham, Vanderbilt](#)
- LB** [Antonio Morrison, Florida](#)
- DB** [Vernon Hargreaves III, Florida](#)
- DB** [Eddie Jackson, Alabama](#)
- DB** [Jalen Tabor, Florida](#)
- DB** [Trae Elston, Mississippi](#)

**1<sup>st</sup> TEAM**

- K** [Daniel Carlson, Auburn](#)
- P** [Drew Kaser, Texas A&M](#)
- KR** [Evan Berry, Tennessee](#)
- PR** [Cameron Sutton, Tennessee](#)

**2<sup>nd</sup> TEAM**

- [Chad Kelly, Mississippi](#)
- [Alex Collins, Arkansas](#)
- [Jalen Hurd, Tennessee](#)
- [Fred Ross, Mississippi St](#)
- [Drew Morgan, Arkansas](#)
- [Christian Kirk, Texas A&M](#)

- [Evan Engram, Ole Miss](#)
- [Ethan Pocic, LSU](#)
- [Dominick Jackson, Alabama](#)
- [Dan Skipper, Arkansas](#)
- [Shon Coleman, Auburn](#)
- [Germain Ifedi, Texas A&M](#)

— DEFENSE —

**2<sup>nd</sup> TEAM**

- [Robert Nkemdiche, Ole Miss](#)
- [Cory "CJ" Johnson, Kentucky](#)
- [Derek Barnett, Tennessee](#)
- [Marquis Haynes, Mississippi](#)
- [Skai Moore, South Carolina](#)
- [Leonard Floyd, Georgia](#)
- [Jalen Reeves-Maybin, Tennessee](#)
- [Deion Jones, LSU](#)
- [Mike Hilton, Mississippi](#)
- [Tre'Davious White, LSU](#)
- [Dominick Sanders, Georgia](#)
- [Marcus Maye, Florida](#)

— SPECIAL TEAMS —

**2<sup>nd</sup> TEAM**

- [Taylor Bertolet, Texas A&M](#)
- [Johnny Townsend, Florida](#)
- [Brandon Holloway, Mississippi St](#)
- [Antonio Callaway, Florida](#)

**3<sup>rd</sup> TEAM**

- [Brandon Allen, Arkansas](#)
- [Stanley "Boom" Williams, Kentucky](#)
- [Sony Michel, Georgia](#)
- (RB)** [Ralph Webb, Vanderbilt](#)
- [Malcolm Mitchell, Georgia](#)
- [Calvin Ridley, Alabama/](#)
- [Gehrig Dieter, Alabama \(Trans from BG\)](#)
- [Jake McGee, Florida](#)
- [Jon Toth, Kentucky](#)
- (C)** [Mike Matthews, Texas A&M](#)
- [Kyler Kerbyson, Tennessee](#)
- [Denver Kirkland, Arkansas](#)
- [Braden Smith, Auburn](#)

**3<sup>rd</sup> TEAM**

- [Charles Harris, Missouri](#)
- [Deatrich Wise, Arkansas](#)
- [Daeshon Hall, Texas A&M](#)
- [Lewis Neal, LSU](#)
- [Jake Ganus, Georgia](#)
- [Richie Brown, Mississippi St](#)
- [Josh Forrest, Kentucky](#)
- [Brooks Ellis, Arkansas](#)
- [Donovan Wilson, Texas A&M](#)
- [Johnathan Ford, Auburn](#)
- [Jamal Adams, LSU](#)
- [Oren Burks, Vanderbilt](#)

**3<sup>rd</sup> TEAM**

- [Adam Griffith, Alabama](#)
- [Corey Fatony, Missouri](#)
- (PR)** [Cyrus Jones, Alabama](#)
- [Christian Kirk, Texas A&M](#)

# The SEC 2016 Schedules

## Alabama Crimson Tide

9/3 † USC (Arlington)  
 9/10 WKU  
 9/17 at Mississippi  
 9/24 Kent St  
 10/1 Kentucky  
 10/8 at Arkansas  
 10/15 at Tennessee  
 10/22 Texas A&M  
 10/29 Open  
 11/5 at LSU  
 11/12 Mississippi St  
 11/19 UT Chattanooga  
 11/26 Auburn

## Arkansas Razorbacks

9/3 Louisiana Tech  
 9/10 at TCU  
 9/17 Texas St  
 9/24 † Texas A&M (Arlington)  
 10/1 Alcorn St (Little Rock)  
 10/8 Alabama  
 10/15 Mississippi  
 10/22 at Auburn  
 10/29 Open  
 11/5 Florida  
 11/12 LSU  
 11/19 at Mississippi St  
 11/26 at Missouri

## Auburn Tigers

9/3 Clemson  
 9/10 Arkansas St  
 9/17 Texas A&M  
 9/24 LSU  
 10/1 ULM  
 10/8 at Mississippi St  
 10/15 Open  
 10/22 Arkansas  
 10/29 at Mississippi  
 11/5 Vanderbilt  
 11/12 at Georgia  
 11/19 Alabama A&M  
 11/26 at Alabama

## Florida Gators

9/3 Massachusetts  
 9/10 Kentucky  
 9/17 North Texas  
 9/24 at Tennessee  
 10/1 at Vanderbilt  
 10/8 LSU  
 10/15 Missouri  
 10/22 Open  
 10/29 † Georgia (Jacksonville)  
 11/5 at Arkansas  
 11/12 South Carolina  
 11/19 Presbyterian  
 11/26 at Florida St

## Georgia Bulldogs

9/3 North Carolina (Atlanta)  
 9/10 Nicholls St  
 9/17 at Missouri  
 9/24 at Mississippi  
 10/1 Tennessee  
 10/8 at South Carolina  
 10/15 Vanderbilt  
 10/22 Open  
 10/29 † Florida (Jacksonville)  
 11/5 at Kentucky  
 11/12 Auburn  
 11/19 UL Lafayette  
 11/26 Georgia Tech

## Kentucky Wildcats

9/3 Southern Miss  
 9/10 at Florida  
 9/17 New Mexico St  
 9/24 South Carolina  
 10/1 at Alabama  
 10/8 Vanderbilt  
 10/15 Open  
 10/22 Mississippi St  
 10/29 at Missouri  
 11/5 Georgia  
 11/12 at Tennessee  
 11/19 Austin Peay  
 11/26 at Louisville

## LSU Tigers

9/3 † Wisconsin (Green Bay)  
 9/10 Jacksonville St  
 9/17 Mississippi St  
 9/24 at Auburn  
 10/1 Missouri  
 10/8 at Florida  
 10/15 Southern Miss  
 10/22 Mississippi  
 10/29 Open  
 11/5 Alabama  
 11/12 at Arkansas  
 11/19 South Alabama  
 11/24 at Texas A&M (Thur)

## Mississippi Rebels

9/5 † Florida St (Orlando) (Mon)  
 9/10 Wofford  
 9/17 Alabama  
 9/24 Georgia  
 10/1 Memphis  
 10/8 Open  
 10/15 at Arkansas  
 10/22 at LSU  
 10/29 Auburn  
 11/5 Georgia Southern  
 11/12 at Texas A&M  
 11/19 at Vanderbilt  
 11/26 Mississippi St

## Mississippi St Bulldogs

9/3 South Alabama  
 9/10 South Carolina  
 9/17 at LSU  
 9/24 at Massachusetts  
 10/1 Open  
 10/8 Auburn  
 10/15 at BYU  
 10/22 at Kentucky  
 10/29 Samford  
 11/5 Texas A&M  
 11/12 at Alabama  
 11/19 Arkansas  
 11/26 at Mississippi

## Missouri Tigers

9/3 at West Virginia  
 9/10 Eastern Michigan  
 9/17 Georgia  
 9/24 Delaware St  
 10/1 at LSU  
 10/8 Open  
 10/15 at Florida  
 10/22 Middle Tennessee  
 10/29 Kentucky  
 11/5 at South Carolina  
 11/12 Vanderbilt  
 11/19 at Tennessee  
 11/26 Arkansas

## South Carolina Gamecocks

9/1 at Vanderbilt (Thur)  
 9/10 at Mississippi St  
 9/17 East Carolina  
 9/24 at Kentucky  
 10/1 Texas A&M  
 10/8 Georgia  
 10/15 Open  
 10/22 Massachusetts  
 10/29 Tennessee  
 11/5 Missouri  
 11/12 at Florida  
 11/19 Western Carolina  
 11/26 at Clemson

## Tennessee Volunteers

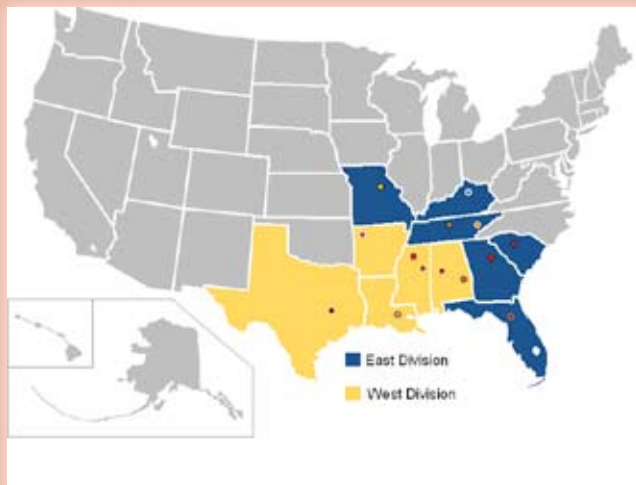
9/3 Appalachian St  
 9/10 Virginia Tech (Bristol)  
 9/17 Ohio  
 9/24 Florida  
 10/1 at Georgia  
 10/8 at Texas A&M  
 10/15 Alabama  
 10/22 Open  
 10/29 at South Carolina  
 11/5 Tennessee Tech  
 11/12 Kentucky  
 11/19 Missouri  
 11/26 at Vanderbilt

## Texas A&M Aggies

9/3 UCLA  
 9/10 Prairie View  
 9/17 at Auburn  
 9/24 † Arkansas (Arlington)  
 10/1 at South Carolina  
 10/8 Tennessee  
 10/15 Open  
 10/22 at Alabama  
 10/29 New Mexico St  
 11/5 at Mississippi St  
 11/12 Mississippi  
 11/19 UTSA  
 11/24 LSU (Thur)

## Vanderbilt Commodores

9/1 South Carolina (Thur)  
 9/10 Middle Tennessee  
 9/17 at Georgia Tech  
 9/24 at WKU  
 10/1 Florida  
 10/8 at Kentucky  
 10/15 at Georgia  
 10/22 Tennessee St  
 10/29 Open  
 11/5 at Auburn  
 11/12 at Missouri  
 11/19 Mississippi  
 11/26 Tennessee



# PHIL STEELE'S 2015 POSTSEASON ALL-BIG TEN TEAM

*bold players are returning*

|                       | Conference |     |     | Overall |     |     |      |
|-----------------------|------------|-----|-----|---------|-----|-----|------|
|                       | W-L        | PF  | PA  | W-L     | PF  | PA  | STRK |
| <b>Big Ten - East</b> |            |     |     |         |     |     |      |
| Michigan St           | 7-1        | 268 | 170 | 12-2    | 417 | 304 | L1   |
| Ohio St               | 7-1        | 282 | 119 | 12-1    | 464 | 196 | W2   |
| Michigan              | 6-2        | 256 | 168 | 10-3    | 408 | 213 | W1   |
| Penn St               | 4-4        | 190 | 184 | 7-6     | 301 | 284 | L4   |
| Indiana               | 2-6        | 281 | 317 | 6-7     | 475 | 489 | L1   |
| Maryland              | 1-7        | 178 | 282 | 3-9     | 296 | 413 | W1   |
| Rutgers               | 1-7        | 170 | 334 | 4-8     | 325 | 419 | L1   |
| <b>Big Ten - West</b> |            |     |     |         |     |     |      |
| Iowa                  | 8-0        | 253 | 153 | 12-2    | 433 | 285 | L2   |
| Northwestern          | 6-2        | 148 | 162 | 10-3    | 254 | 242 | L1   |
| Wisconsin             | 6-2        | 194 | 119 | 10-3    | 348 | 178 | W2   |
| Nebraska              | 3-5        | 245 | 227 | 6-7     | 427 | 362 | W1   |
| Minnesota             | 2-6        | 194 | 239 | 6-7     | 292 | 327 | W1   |
| Illinois              | 2-6        | 135 | 203 | 5-7     | 272 | 279 | L3   |
| Purdue                | 1-7        | 180 | 297 | 2-10    | 301 | 438 | L4   |



## — OFFENSE —

### 1<sup>st</sup> TEAM

**QB** Connor Cook, Michigan St  
**RB** Ezekiel Elliott, Ohio St  
**RB** Jordan Howard, Indiana  
**WR** Aaron Burbridge, Michigan St  
**WR** Alex Erickson, Wisconsin  
**WR** Jordan Westerkamp, Nebraska  
**TE** Jake Butt, Michigan  
**C** Jack Allen, Michigan St  
**OL** Jason Spriggs, Indiana  
**OL** Taylor Decker, Ohio St  
**OL** Jack Conklin, Michigan St  
**OL** Jordan Walsh, Iowa

### 1<sup>st</sup> TEAM

**DL** Carl Nassib, Penn St  
**DL** Shilique Calhoun, Michigan St  
**DL** Joey Bosa, Ohio St  
**DL** Yannick Ngakoue, Maryland  
**LB** Joe Schobert, Wisconsin  
**LB** Raekwon McMillan, Ohio St  
**LB** Anthony Walker, Northwestern  
**LB** Joshua Perry, Ohio St  
**DB** Desmond King, Iowa  
**DB** Jourdan Lewis, Michigan  
**DB** William Likely, Maryland  
**DB** Jabrill Peppers, Michigan

### 1<sup>st</sup> TEAM

**K** Griffin Oakes, Indiana  
**P** Sam Foltz, Nebraska  
**KR** Janarion Grant, Rutgers  
**PR** William Likely, Maryland

### 2<sup>nd</sup> TEAM

Nate Sudfeld, Indiana  
 Justin Jackson, Northwestern  
 Jordan Canzeri, Iowa  
 Chris Godwin, Penn St  
 Jehu Chesson, Michigan  
 Michael Thomas, Ohio St  
 Dan Vitale, Northwestern  
 Austin Blythe, Iowa  
 Pat Elflein, Ohio St  
 Dan Feeney, Indiana  
 Tyler Marz, Wisconsin  
 Erik Magnuson, Michigan

## — DEFENSE —

### 2<sup>nd</sup> TEAM

Adolphus Washington, Ohio St  
 Anthony Zettel, Penn St  
 Chris Wormley, Michigan  
 Nick Mangieri, Indiana  
 Josey Jewell, Iowa  
 Darron Lee, Ohio St  
 Riley Bullough, Michigan St  
 Vince Biegel, Wisconsin  
 Vonn Bell, Ohio St  
 Eric Murray, Minnesota  
 Eli Apple, Ohio St  
 Michael Caputo, Wisconsin

## — SPECIAL TEAMS —

### 2<sup>nd</sup> TEAM

Marshall Koehn, Iowa  
 Cameron Johnston, Ohio St  
 Solomon Vault, Northwestern  
 Mitchell Paige, Indiana

### 3<sup>rd</sup> TEAM

CJ Beathard, Iowa  
 Saquon Barkley, Penn St  
 Markell Jones, Purdue  
 Geronimo Allison, Illinois  
 Simmie Cobbs, Indiana  
 Amara Darboh, Michigan  
 Josiah Price, Michigan St  
 Robert Kugler, Purdue  
 Brian Allen, Michigan St  
 Donavon Clark, Michigan St  
 Billy Price, Ohio St  
 Alex Lewis, Nebraska

### 3<sup>rd</sup> TEAM

Jake Replogle, Purdue  
 Nate Meier, Iowa  
 Dean Lowry, Northwestern  
 Maliek Collins, Nebraska  
 Steve Longa, Rutgers  
 Darien Harris, Michigan St  
 TJ Neal, Illinois  
 (DB) Clayton Fejedelem, Illinois  
 Matthew Harris, Northwestern  
 Jordan Lomax, Iowa  
 Anthony Brown, Purdue  
 Demetrious Cox, Michigan St

### 3<sup>rd</sup> TEAM

Ryan Santoso, Minnesota  
 Peter Mortell, Minnesota  
 Desmond King, Iowa  
 Janarion Grant, Rutgers



# The Big Ten 2016 Schedules

## Illinois Fighting Illini

9/3 Murray St  
 9/10 North Carolina  
 9/17 Western Michigan  
 9/24 Open  
 10/1 at Nebraska  
 10/8 Purdue  
 10/15 at Rutgers  
 10/22 at Michigan  
 10/29 Minnesota  
 11/5 Michigan St  
 11/12 at Wisconsin  
 11/19 Iowa  
 11/26 at Northwestern

## Indiana Hoosiers

9/1 at FIU (Thur)  
 9/10 Ball St  
 9/17 Open  
 9/24 Wake Forest  
 10/1 Michigan St  
 10/8 at Ohio St  
 10/15 Nebraska  
 10/22 at Northwestern  
 10/29 Maryland  
 11/5 at Rutgers  
 11/12 Penn St  
 11/19 at Michigan  
 11/26 Purdue

## Iowa Hawkeyes

9/3 Miami Oh  
 9/10 Iowa St  
 9/17 North Dakota St  
 9/24 at Rutgers  
 10/1 Northwestern  
 10/8 at Minnesota  
 10/15 at Purdue  
 10/22 Wisconsin  
 10/29 Open  
 11/5 at Penn St  
 11/12 Michigan  
 11/19 at Illinois  
 11/25 Nebraska (Fri)

## Maryland Terrapins

9/3 Howard  
 9/10 at FIU  
 9/17 at UCF  
 9/24 Open  
 10/1 Purdue  
 10/8 at Penn St  
 10/15 Minnesota  
 10/22 Michigan St  
 10/29 at Indiana  
 11/5 at Michigan  
 11/12 Ohio St  
 11/19 at Nebraska  
 11/26 Rutgers

## Michigan Wolverines

9/3 Hawaii  
 9/10 UCF  
 9/17 Colorado  
 9/24 Penn St  
 10/1 Wisconsin  
 10/8 at Rutgers  
 10/15 Open  
 10/22 Illinois  
 10/29 at Michigan St  
 11/5 Maryland  
 11/12 at Iowa  
 11/19 Indiana  
 11/26 at Ohio St

## Michigan St Spartans

9/2 Furman (Fri)  
 9/10 Open  
 9/17 at Notre Dame  
 9/24 Wisconsin  
 10/1 at Indiana  
 10/8 BYU  
 10/15 Northwestern  
 10/22 at Maryland  
 10/29 Michigan  
 11/5 at Illinois  
 11/12 Rutgers  
 11/19 Ohio St  
 11/26 at Penn St

## Minnesota Golden Gophers

9/1 Oregon St (Thur)  
 9/10 Indiana St  
 9/17 Open  
 9/24 Colorado St  
 10/1 at Penn St  
 10/8 Iowa  
 10/15 at Maryland  
 10/22 Rutgers  
 10/29 at Illinois  
 11/5 Purdue  
 11/12 at Nebraska  
 11/19 Northwestern  
 11/26 at Wisconsin

## Nebraska Cornhuskers

9/3 Fresno St  
 9/10 Wyoming  
 9/17 Oregon  
 9/24 at Northwestern  
 10/1 Illinois  
 10/8 Open  
 10/15 at Indiana  
 10/22 Purdue  
 10/29 at Wisconsin  
 11/5 at Ohio St  
 11/12 Minnesota  
 11/19 Maryland  
 11/25 at Iowa (Fri)

## Northwestern Wildcats

9/3 Western Michigan  
 9/10 Illinois St  
 9/17 Duke  
 9/24 Nebraska  
 10/1 at Iowa  
 10/8 Open  
 10/15 at Michigan St  
 10/22 Indiana  
 10/29 at Ohio St  
 11/5 Wisconsin  
 11/12 at Purdue  
 11/19 at Minnesota  
 11/26 Illinois

## Ohio St Buckeyes

9/3 Bowling Green  
 9/10 Tulsa  
 9/17 at Oklahoma  
 9/24 Open  
 10/1 Rutgers  
 10/8 Indiana  
 10/15 at Wisconsin  
 10/22 at Penn St  
 10/29 Northwestern  
 11/5 Nebraska  
 11/12 at Maryland  
 11/19 at Michigan St  
 11/26 Michigan

## Penn St Nittany Lions

9/3 Kent St  
 9/10 at Pittsburgh  
 9/17 Temple  
 9/24 at Michigan  
 10/1 Minnesota  
 10/8 Maryland  
 10/15 Open  
 10/22 Ohio St  
 10/29 at Purdue  
 11/5 Iowa  
 11/12 at Indiana  
 11/19 at Rutgers  
 11/26 Michigan St

## Purdue Boilermakers

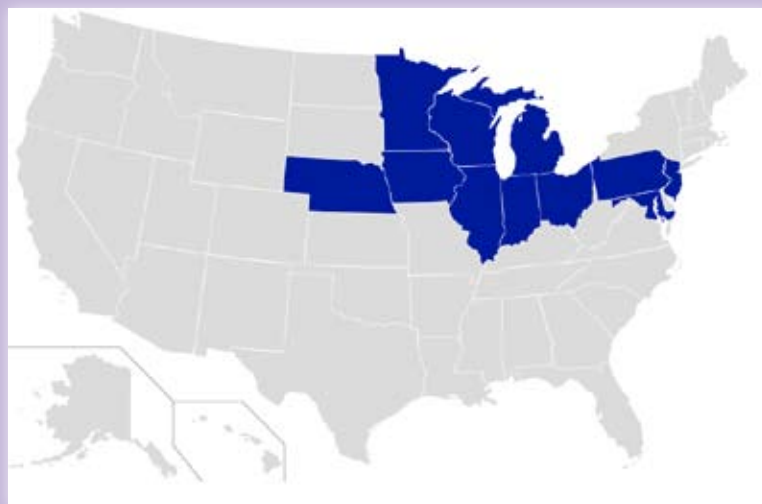
9/3 Eastern Kentucky  
 9/10 Cincinnati  
 9/17 Open  
 9/24 Nevada  
 10/1 at Maryland  
 10/8 at Illinois  
 10/15 Iowa  
 10/22 at Nebraska  
 10/29 Penn St  
 11/5 at Minnesota  
 11/12 Northwestern  
 11/19 Wisconsin  
 11/26 at Indiana

## RutgersScarlet Knights

9/3 at Washington  
 9/10 Howard  
 9/17 New Mexico  
 9/24 Iowa  
 10/1 at Ohio St  
 10/8 Michigan  
 10/15 Illinois  
 10/22 at Minnesota  
 10/29 Open  
 11/5 Indiana  
 11/12 at Michigan St  
 11/19 Penn St  
 11/26 at Maryland

## Wisconsin Badgers

9/3 LSU  
 9/10 Akron  
 9/17 Georgia St  
 9/24 at Michigan St  
 10/1 at Michigan  
 10/8 Open  
 10/15 Ohio St  
 10/22 at Iowa  
 10/29 at Nebraska  
 11/5 Northwestern  
 11/12 Illinois  
 11/19 at Purdue  
 11/26 Minnesota



# PHIL STEELE'S 2015 POSTSEASON ALL-ACC TEAM

*bold players are returning*

|                       | Conference |     |     | Overall |     |     |      |
|-----------------------|------------|-----|-----|---------|-----|-----|------|
|                       | W-L        | PF  | PA  | W-L     | PF  | PA  | STRK |
| <b>ACC - Atlantic</b> |            |     |     |         |     |     |      |
| Clemson               | 8-0        | 304 | 152 | 14-1    | 577 | 325 | L1   |
| Florida St            | 6-2        | 216 | 144 | 10-3    | 412 | 227 | L1   |
| Louisville            | 5-3        | 208 | 200 | 8-5     | 373 | 313 | W2   |
| NC State              | 3-5        | 219 | 237 | 7-6     | 432 | 336 | L2   |
| Syracuse              | 2-6        | 202 | 266 | 4-8     | 327 | 372 | W1   |
| Wake Forest           | 1-7        | 120 | 219 | 3-9     | 209 | 295 | L6   |
| Boston College        | 0-8        | 73  | 147 | 3-9     | 206 | 183 | L8   |
| <b>ACC - Coastal</b>  |            |     |     |         |     |     |      |
| North Carolina        | 8-0        | 340 | 190 | 11-3    | 570 | 343 | L2   |
| Pittsburgh            | 6-2        | 216 | 182 | 8-5     | 367 | 339 | L2   |
| Miami (FL)            | 5-3        | 199 | 259 | 8-5     | 361 | 366 | L1   |
| Duke                  | 4-4        | 220 | 260 | 8-5     | 410 | 330 | W2   |
| Virginia Tech         | 4-4        | 203 | 186 | 7-6     | 403 | 342 | W2   |
| Virginia              | 3-5        | 217 | 233 | 4-8     | 309 | 386 | L1   |
| Georgia Tech          | 1-7        | 188 | 250 | 3-9     | 351 | 309 | L4   |



## — OFFENSE —

### 1<sup>st</sup> TEAM

**QB** Deshaun Watson, Clemson  
**RB** Dalvin Cook, Florida St  
**RB** Elijah Hood, North Carolina  
**WR** Tyler Boyd, Pittsburgh  
**WR** Isaiah Ford, Virginia Tech  
**WR** Artavis Scott, Clemson  
**TE** Jordan Leggett, Clemson  
**C** Matt Skura, Duke  
**OL** Landon Turner, North Carolina  
**OL** Joe Thuney, NC State  
**OL** Roderick Johnson, Florida St  
**OL** Eric Mac Lain, Clemson

### 1<sup>st</sup> TEAM

**DL** Shaq Lawson, Clemson  
**DL** Mike Rose, NC State  
**DL** DeMarcus Walker, Florida St  
**DL** Ejuan Price, Pittsburgh  
**LB** Micah Kiser, Virginia  
**LB** Brandon Chubb, Wake Forest  
**LB** BJ Goodson, Clemson  
**LB** Keith Kelsey, Louisville  
**DB** Jeremy Cash, Duke  
**DB** Jalen Ramsey, Florida St  
**DB** Quin Blanding, Virginia  
**DB** Mackensie Alexander, Clemson

### 1<sup>st</sup> TEAM

**K** Roberto Aguayo, Florida St  
**P** Alex Kinal, Wake Forest  
**KR** DeVon Edwards, Duke  
**PR** Ryan Switzer, North Carolina

### 2<sup>nd</sup> TEAM

Marquise Williams, North Carolina  
Wayne Gallman, Clemson  
Qadree Ollison, Pittsburgh  
Canaan Severin, Virginia  
Stacy Coley, Miami  
Kermit Whitfield, Florida St  
Bucky Hodges, Virginia Tech  
Jay Guillermo, Clemson  
Adam Bisnowaty, Pittsburgh  
Joe Gore, Clemson  
Dorian Johnson, Pittsburgh  
Jon Heck, North Carolina

## — DEFENSE —

### 2<sup>nd</sup> TEAM

Luther Maddy, Virginia Tech  
Connor Wujciak, Boston College  
DeAngelo Brown, Louisville  
Carlos Watkins, Clemson  
James Burgess, Louisville  
Steven Daniels, Boston College  
Dwayne Norman, Duke  
Devonte Fields, Louisville  
Justin Simmons, Boston College  
Jayron Kearse, Clemson  
MJ Stewart, North Carolina  
Jordan Whitehead, Pittsburgh

## — SPECIAL TEAMS —

### 2<sup>nd</sup> TEAM

Ross Martin, Duke  
Riley Dixon, Syracuse  
Nyheim Hines, NC State  
Brisly Esteime, Syracuse

### 3<sup>rd</sup> TEAM

Brad Kaaya, Miami  
Travon McMillian, Virginia Tech  
Matt Dayes, NC State  
**(RB)** Taquan Mizzell, Virginia  
Travis Rudolph, Florida St  
Mack Hollins, North Carolina  
Jaylen Samuels, NC State  
Lucas Crowley, North Carolina  
Tyrone Crowder, Clemson  
Bryan Chamberlain, Georgia Tech  
Kareem Are, Florida St  
Lucas Patrick, Duke

### 3<sup>rd</sup> TEAM

Nile Lawrence-Stample, Florida St  
Sheldon Rankins, Louisville  
Ron Thompson, Syracuse  
Ken Ekanem, Virginia Tech  
Reggie Northrup, Florida St  
Ben Boulware, Clemson  
Shakeel Rashad, North Carolina  
Matt Milano, Boston College  
Artie Burns, Miami  
Des Lawrence, North Carolina  
Trumaine Washington, Louisville  
Brad Watson, Wake Forest

### 3<sup>rd</sup> TEAM

Greg Huegel, Clemson  
Cason Beatty, Florida St  
Michael Walker, Boston College  
Bra'Lon Cherry, NC State

# The ACC 2016 Schedules

## Boston College Eagles

9/3 Georgia Tech  
 9/10 at Umass  
 9/17 at Virginia Tech  
 9/24 Wagner  
 10/1 Buffalo  
 10/7 Clemson (Fri)  
 10/15 Open  
 10/22 Syracuse  
 10/29 at NC State  
 11/5 Louisville  
 11/11 at Florida St (Fri)  
 11/19 Connecticut  
 11/26 at Wake Forest

## Clemson Tigers

9/3 at Auburn  
 9/10 Troy  
 9/17 South Carolina  
 9/22 at Georgia Tech (Thur)  
 10/1 Louisville  
 10/7 at Boston College (Fri)  
 10/15 NC State  
 10/22 Open  
 10/29 at Florida St  
 11/5 Syracuse  
 11/12 Pittsburgh  
 11/19 at Wake Forest  
 11/26 South Carolina

## Duke Blue Devils

9/3 NC Central  
 9/10 Wake Forest  
 9/17 at Northwestern  
 9/24 at Notre Dame  
 10/1 Virginia  
 10/8 Army  
 10/14 at Louisville (Fri)  
 10/22 Open  
 10/29 at Georgia Tech  
 11/5 Virginia Tech  
 11/10 North Carolina (Thur)  
 11/19 at Pittsburgh  
 11/26 at Miami FL

## Florida St Seminoles

9/5 Mississippi (Mon)  
 9/10 Charleston Southern  
 9/17 at Louisville  
 9/24 at USF  
 10/1 North Carolina  
 10/8 at Miami FL  
 10/15 Wake Forest (HC)  
 10/22 Open  
 10/29 Clemson  
 11/5 at NC State  
 11/11 Boston College (Fri)  
 11/19 at Syracuse  
 11/26 Florida

## Georgia Tech Yellow Jackets

9/3 at Boston College  
 9/10 Mercer  
 9/17 Vanderbilt  
 9/22 Clemson (Thur)  
 10/1 Miami FL  
 10/8 at Pittsburgh  
 10/15 Georgia Southern  
 10/22 Open  
 10/29 Duke  
 11/5 at North Carolina  
 11/12 at Virginia Tech  
 11/19 Virginia  
 11/26 at Georgia

## Louisville Cardinals

9/1 Charlotte (Thur)  
 9/9 at Syracuse (Fri)  
 9/17 Florida St  
 9/24 at Marshall  
 10/1 at Clemson  
 10/8 Open  
 10/14 Duke (Fri)  
 10/22 NC State  
 10/29 at Virginia  
 11/5 at Boston College  
 11/12 Wake Forest  
 11/19 at Houston  
 11/26 Kentucky

## Miami, FL Hurricanes

9/3 Florida A&M  
 9/10 FAU  
 9/17 at Appalachian St  
 9/24 Open  
 10/1 at Georgia Tech  
 10/8 Florida St  
 10/15 North Carolina  
 10/20 at Virginia Tech (Thur)  
 10/29 at Notre Dame  
 11/5 Pittsburgh  
 11/12 at Virginia  
 11/19 at NC State  
 11/26 Duke

## NC St Wolfpack

9/3 William & Mary  
 9/10 at East Carolina  
 9/17 Old Dominion  
 9/24 Open  
 10/1 Wake Forest  
 10/8 Notre Dame  
 10/15 at Clemson  
 10/22 at Louisville  
 10/29 Boston College  
 11/5 Florida St  
 11/12 at Syracuse  
 11/19 Miami FL  
 11/25 at North Carolina (Fri)

## North Carolina Tar Heels

9/3 Georgia  
 9/10 at Illinois  
 9/17 James Madison  
 9/24 Pittsburgh  
 10/1 at Florida St  
 10/8 Virginia Tech  
 10/15 at Miami FL  
 10/22 at Virginia  
 10/29 Open  
 11/5 Georgia Tech  
 11/10 at Duke (Thur)  
 11/19 The Citadel  
 11/25 NC State (Fri)

## Pittsburgh Panthers

9/3 Villanova  
 9/10 Penn St  
 9/17 at Oklahoma St  
 9/24 at North Carolina  
 10/1 Marshall  
 10/8 Georgia Tech  
 10/15 at Virginia  
 10/22 Open  
 10/27 Virginia Tech (Thur)  
 11/5 at Miami FL  
 11/12 at Clemson  
 11/19 Duke  
 11/26 Syracuse

## Syracuse Orange

9/1 Colgate (Thur)  
 9/9 Louisville (Fri)  
 9/17 USF  
 9/24 at Connecticut  
 10/1 Notre Dame  
 10/8 at Wake Forest  
 10/15 Virginia Tech  
 10/22 at Boston College  
 10/29 Open  
 11/5 at Clemson  
 11/12 NC State  
 11/19 Florida St  
 11/26 at Pittsburgh

## Virginia Cavaliers

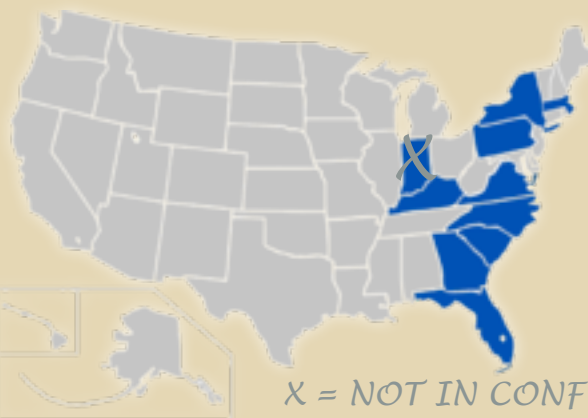
9/3 Richmond  
 9/10 at Oregon  
 9/17 at Connecticut  
 9/24 Central Michigan  
 10/1 at Duke  
 10/8 Open  
 10/15 Pittsburgh  
 10/22 North Carolina  
 10/29 Louisville  
 11/5 at Wake Forest  
 11/12 Miami FL  
 11/19 at Georgia Tech  
 11/26 at Virginia Tech

## Virginia Tech Hokies

9/3 Liberty  
 9/10 Tennessee  
 9/17 Boston College  
 9/24 East Carolina  
 10/1 Open  
 10/8 at North Carolina  
 10/15 at Syracuse  
 10/20 Miami FL (Thur)  
 10/27 at Pittsburgh (Thur)  
 11/5 at Duke  
 11/12 Georgia Tech  
 11/19 at Notre Dame  
 11/26 Virginia

## Wake Forest Demon Deacons

9/1 Tulane (Thur)  
 9/10 at Duke  
 9/17 Delaware  
 9/24 at Indiana  
 10/1 at NC State  
 10/8 Syracuse  
 10/15 at Florida St  
 10/22 Open  
 10/29 Army  
 11/5 Virginia  
 11/12 at Louisville  
 11/19 Clemson  
 11/26 Boston College



X = NOT IN CONF



# PHIL STEELE'S 2015 POSTSEASON ALL-PAC-12 TEAM

*bold players are returning*



|                       | Conference |     |     | Overall |     |     | STRK |
|-----------------------|------------|-----|-----|---------|-----|-----|------|
|                       | W-L        | PF  | PA  | W-L     | PF  | PA  |      |
| <b>Pac 12 - North</b> |            |     |     |         |     |     |      |
| Stanford              | 8-1        | 368 | 219 | 12-2    | 529 | 316 | W4   |
| Oregon                | 7-2        | 368 | 340 | 9-4     | 559 | 488 | L1   |
| Washington St         | 6-3        | 304 | 274 | 9-4     | 409 | 360 | W1   |
| California            | 4-5        | 285 | 298 | 8-5     | 493 | 399 | W2   |
| Washington            | 4-5        | 261 | 180 | 7-6     | 398 | 244 | W3   |
| Oregon St             | 0-9        | 160 | 381 | 2-10    | 228 | 444 | L9   |
| <b>Pac 12 - South</b> |            |     |     |         |     |     |      |
| USC                   | 6-3        | 287 | 240 | 8-6     | 475 | 360 | L2   |
| Utah                  | 6-3        | 270 | 207 | 10-3    | 398 | 290 | W2   |
| UCLA                  | 5-4        | 295 | 259 | 8-5     | 419 | 338 | L2   |
| Arizona St            | 4-5        | 322 | 323 | 6-7     | 450 | 435 | L2   |
| Arizona               | 3-6        | 278 | 363 | 7-6     | 486 | 465 | W1   |

## 1<sup>st</sup> TEAM

**QB** Luke Falk, Washington St  
**RB** Christian McCaffrey, Stanford  
**RB** Royce Freeman, Oregon  
**WR** JuJu Smith-Schuster, USC  
**WR** Gabe Marks, Washington St  
**WR** Nelson Spruce, Colorado  
**TE** Austin Hooper, Stanford  
**OL** Jake Brendel, UCLA  
**OL** Joshua Garnett, Stanford  
**OL** Tyler Johnstone, Oregon  
**OL** Kyle Murphy, Stanford  
**OL** Joe Dahl, Washington St

## 1<sup>st</sup> TEAM

**DL** DeForest Buckner, Oregon  
**DL** Darryl Paulo, Washington St  
**DL** Kenny Clark, UCLA  
**DL** Delvon Simmons, USC  
**LB** Su'a Cravens, USC  
**LB** Blake Martinez, Stanford  
**LB** Gionni Paul, Utah  
**LB** Antonio Longino, Arizona St  
**DB** Adoree' Jackson, USC  
**DB** Budda Baker, Washington  
**DB** Marcus Williams, Utah  
**DB** Jordan Simone, Arizona St

## 1<sup>st</sup> TEAM

**K** Ka'imi Fairbairn, UCLA  
**P** Tom Hackett, Utah  
**KR** Christian McCaffrey, Stanford  
**PR** Dante Pettis, Washington

## — OFFENSE —

### 2<sup>nd</sup> TEAM

Jared Goff, California  
 Paul Perkins, UCLA  
 Devontae Booker, Utah  
 Kenny Lawler, California  
 Jordan Payton, UCLA  
 Bralon Addison, Oregon  
 Thomas Duarte, UCLA  
 Matt Hegarty, Oregon  
**Zach Banner, USC**  
**JJ Dielman, Utah**  
 Christian Westerman, Arizona St  
**Conor McDermott, UCLA**

## — DEFENSE —

### 2<sup>nd</sup> TEAM

Destiny Vaeao, Washington St  
 Aziz Shittu, Stanford  
**Lowell Lotulelei, Utah**  
 Taniela Tupou, Washington  
 Jared Norris, Utah  
**Cameron Smith, USC**  
**Azeem Victor, Washington**  
**Hardy Nickerson, California**  
**Chidobe Awuzie, Colorado**  
**Randall Goforth, UCLA**  
**Sidney Jones, Washington**  
 Ronnie Harris, Stanford

## — SPECIAL TEAMS —

### 2<sup>nd</sup> TEAM

Aidan Schneider, Oregon  
 Drew Riggleman, Arizona  
 Charles Nelson, Oregon  
**Adoree' Jackson, USC**

## 3<sup>rd</sup> TEAM

Kevin Hogan, Stanford  
**Myles Gaskin, Washington**  
**Justin Davis/Ronald Jones, USC**  
 Dom Williams, Washington St  
 Devin Lucien, Arizona St  
 Bryce Treggs, California  
 Joshua Perkins, Washington  
**Graham Shuler, Stanford**  
 (C) Josh Mitchell, Oregon St  
**Chad Wheeler, USC**  
**Chris Borrayo, California**  
 Isaac Seumalo, Oregon St

## 3<sup>rd</sup> TEAM

Kyle Kragen, California  
 Antwaun Woods, USC  
 Reggie Gilbert, Arizona  
 Kyle Peko, Oregon St  
 Aaron Wallace, UCLA  
 Travis Feeney, Washington  
**Salamo Fiso, Arizona St**  
 Kevin Anderson, Stanford  
**Jaleel Wadood, UCLA**  
 Will Parks, Arizona  
**Tedric Thompson, Colorado**  
 Tyree Robinson, Oregon

## 3<sup>rd</sup> TEAM

**Andy Phillips, Utah**  
**Matt Haack, Arizona St**  
**Victor Bolden, Oregon St**  
**Britain Covey, Utah**

# The Pac-12 2016 Schedules

## Arizona Wildcats

8/27  
 9/3 BYU  
 9/10 Grambling  
 9/17 Hawaii  
 9/24 Washington  
 10/1 at UCLA  
 10/8 at Utah  
 10/15 USC  
 10/22  
 10/29 Stanford  
 11/5 at Washington St  
 11/12 Colorado  
 11/19 at Oregon St  
 11/25 Arizona St (Fri)

## Arizona St Sun Devils

8/27  
 9/3 Northern Arizona  
 9/10 Texas Tech  
 9/17 at UTSA  
 9/24 California  
 10/1 at USC  
 10/8 UCLA  
 10/15 at Colorado  
 10/22 Washington St  
 10/29 at Oregon  
 11/5  
 11/10 Utah (Thur)  
 11/19 at Washington  
 11/25 at Arizona (Fri)

## California Golden Bears

8/27 † Hawaii (Sydney Australia)  
 9/3  
 9/10 at San Diego St  
 9/17 Texas  
 9/24 at Arizona St  
 10/1 Utah  
 10/8 at Oregon St  
 10/15  
 10/21 Oregon (Fri)  
 10/27 at USC (Thur)  
 11/5 Washington  
 11/12 at Washington St  
 11/19 Stanford  
 11/26 UCLA

## Colorado Buffaloes

8/27  
 9/2 at Colorado St (Fri)  
 9/10 Idaho St  
 9/17 at Michigan  
 9/24 at Oregon  
 10/1 Oregon St  
 10/8 at USC  
 10/15 Arizona St  
 10/22 at Stanford  
 10/29  
 11/3 UCLA (Thur)  
 11/12 at Arizona  
 11/19 Washington St  
 11/26 Utah

## Oregon Ducks

8/27  
 9/3 UC Davis  
 9/10 Virginia  
 9/17 at Nebraska  
 9/24 Colorado  
 10/1 at Washington St  
 10/8 Washington  
 10/15  
 10/21 at California (Fri)  
 10/29 Arizona St  
 11/5 at USC  
 11/12 Stanford  
 11/19 at Utah  
 11/26 at Oregon St

## Oregon St Beavers

8/27  
 9/1 at Minnesota (Thur)  
 9/10  
 9/17 Idaho St  
 9/24 Boise St  
 10/1 at Colorado  
 10/8 California  
 10/15 Utah  
 10/22 at Washington  
 10/29 Washington St  
 11/5 at Stanford  
 11/12 at UCLA  
 11/19 Arizona  
 11/26 Oregon

## Stanford Cardinal

8/27  
 9/2 Kansas St (Fri)  
 9/10  
 9/17 USC  
 9/24 at UCLA  
 9/30 at Washington (Fri)  
 10/8 Washington St  
 10/15 at Notre Dame  
 10/22 Colorado  
 10/29 at Arizona  
 11/5 Oregon St  
 11/12 at Oregon  
 11/19 at California  
 11/26 Rice

## UCLA Bruins

8/27  
 9/3 at Texas A&M  
 9/10 UNLV  
 9/17 at BYU  
 9/24 Stanford  
 10/1 Arizona  
 10/8 at Arizona St  
 10/15 at Washington St  
 10/22 Utah  
 10/29  
 11/3 at Colorado (Thur)  
 11/12 Oregon St  
 11/19 USC  
 11/26 at California

## USC Trojans

8/27  
 9/3 † Alabama  
 9/10 Utah St  
 9/17 at Stanford  
 9/23 at Utah (Fri)  
 10/1 Arizona St  
 10/8 Colorado  
 10/15 at Arizona  
 10/22  
 10/27 California (Thur)  
 11/5 Oregon  
 11/12 at Washington  
 11/19 at UCLA  
 11/26 Notre Dame

## Utah Utes

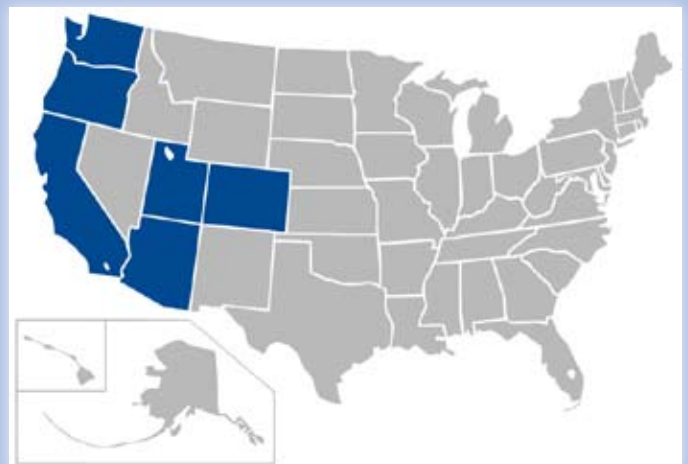
8/27  
 9/1 Southern Utah (Thur)  
 9/10 BYU  
 9/17 at San Jose St  
 9/23 USC (Fri)  
 10/1 at California  
 10/8 Arizona  
 10/15 at Oregon St  
 10/22 at UCLA  
 10/29 Washington  
 11/5  
 11/10 at Arizona St (Thur)  
 11/19 Oregon  
 11/26 at Colorado

## Washington Huskies

8/27  
 9/3 Rutgers  
 9/10 Idaho  
 9/17 Portland St  
 9/24 at Arizona  
 9/30 Stanford (Fri)  
 10/8 at Oregon  
 10/15  
 10/22 Oregon St  
 10/29 at Utah  
 11/5 at California  
 11/12 USC  
 11/19 Arizona St  
 11/25 at Washington St (Fri)

## Washington St Cougars

8/27  
 9/3 Eastern Washington  
 9/10 at Boise St  
 9/17 Idaho  
 9/24  
 10/1 Oregon  
 10/8 at Stanford  
 10/15 UCLA  
 10/22 at Arizona St  
 10/29 at Oregon St  
 11/5 Arizona  
 11/12 California  
 11/19 at Colorado  
 11/25 Washington (Fri)



# PHIL STEELE'S 2015 POSTSEASON ALL-BIG 12 TEAM

*bold players are returning*

| Big 12        | Conference |     |     | Overall |     |     |      |
|---------------|------------|-----|-----|---------|-----|-----|------|
|               | W-L        | PF  | PA  | W-L     | PF  | PA  | STRK |
| Oklahoma      | 8-1        | 425 | 184 | 11-2    | 566 | 286 | L1   |
| Oklahoma St   | 7-2        | 369 | 313 | 10-3    | 514 | 396 | L3   |
| TCU           | 7-2        | 351 | 252 | 11-2    | 547 | 354 | W2   |
| Baylor        | 6-3        | 384 | 261 | 10-3    | 625 | 368 | W1   |
| West Virginia | 4-5        | 269 | 255 | 8-5     | 442 | 320 | W1   |
| Texas Tech    | 4-5        | 396 | 422 | 7-6     | 586 | 567 | L1   |
| Texas         | 4-5        | 228 | 253 | 5-7     | 317 | 364 | W1   |
| Kansas St     | 3-6        | 263 | 328 | 6-7     | 389 | 409 | L1   |
| Iowa St       | 2-7        | 229 | 324 | 3-9     | 300 | 392 | L4   |
| Kansas        | 0-9        | 108 | 430 | 0-12    | 183 | 553 | L12  |



**BIG 12** CONFERENCE

## 1<sup>st</sup> TEAM

**QB** Baker Mayfield, Oklahoma  
**RB** DeAndre Washington, Texas Tech  
**RB** Samaje Perine, Oklahoma  
**WR** Josh Doctson, TCU  
**WR** Corey Coleman, Baylor  
**WR** Sterling Shepard, Oklahoma  
**TE** Mark Andrews, Oklahoma  
**C** Ty Darlington, Oklahoma  
**OL** Spencer Drango, Baylor  
**OL** Le'Raven Clark, Texas Tech  
**OL** Cody Whitehair, Kansas St  
**OL** Nila Kasitati, Oklahoma

## 1<sup>st</sup> TEAM

**DL** Emmanuel Ogbah, Oklahoma St  
**DL** Andrew Billings, Baylor  
**DL** Charles Tapper, Oklahoma  
**DL** Josh Carraway, TCU  
**LB** Eric Striker, Oklahoma  
**LB** Nick Kwiatkoski, West Virginia  
**LB** Dominique Alexander, Oklahoma  
**LB** Peter Jinkens, Texas  
**DB** Zack Sanchez, Oklahoma  
**DB** Daryl Worley, West Virginia  
**DB** Derrick Kindred, TCU  
**DB** Kevin Peterson, Oklahoma St

## 1<sup>st</sup> TEAM

**K** Jaden Oberkrom, TCU  
**P** Nick O'Toole, West Virginia  
**KR** Morgan Burns, Kansas St  
**PR** Daje Johnson, Texas

## — OFFENSE —

### 2<sup>nd</sup> TEAM

Trevone Boykin, TCU  
 Shock Linwood, Baylor  
 Wendell Smallwood, West Virginia  
 James Washington, Oklahoma St  
 Jakeem Grant, Texas Tech  
 KD Cannon, Baylor  
 Blake Jarwin, Oklahoma St  
 Joey Hunt, TCU  
 (C) Jamison Lalk, Iowa St  
 Halapoulivaati Vaitai, TCU  
 Connor Williams, Texas  
 Jarell Broxton, Baylor

## — DEFENSE —

### 2<sup>nd</sup> TEAM

Pete Robertson, Texas Tech  
 Travis Britz, Kansas St  
 Shawn Oakman, Baylor  
 Dale Pierson, Iowa St  
 Elijah Lee, Kansas St  
 Jordan Evans, Oklahoma  
 Travin Howard, TCU  
 Micah Awe, Texas Tech  
 Jordan Sterns, Oklahoma St  
 Jordan Thomas, Oklahoma  
 Fish Smithson, Kansas  
 Xavien Howard, Baylor

## — SPECIAL TEAMS —

### 2<sup>nd</sup> TEAM

Jack Cantele, Kansas St  
 Austin Seibert, Oklahoma  
 Jakeem Grant, Texas Tech  
 KaVontae Turpin, TCU

## 3<sup>rd</sup> TEAM

Patrick Mahomes, Texas Tech  
 Mike Warren, Iowa St  
 Aaron Green, TCU  
 Allen Lazard, Iowa St  
 Shelton Gibson, West Virginia  
 David Glidden, Oklahoma St  
 (FB) Winston Dimel, Kansas St  
 Tyler Orlosky, West Virginia  
 (C) Kyle Fuller, Baylor  
 Orlando Brown, Oklahoma  
 Breiden Fehoko, Texas Tech  
 Patrick Vahe, Texas

## 3<sup>rd</sup> TEAM

Davion Pierson, TCU  
 Jimmy Bean, Oklahoma St  
 Hassan Ridgeway, Texas  
 Charles Walker, Oklahoma  
 Jordan Burton, Oklahoma St  
 Grant Campbell, Baylor  
 Malik Jefferson, Texas  
 Chad Whitener, Oklahoma St  
 KJ Dillon, West Virginia  
 Jah'Shawn Johnson, Texas Tech  
 Ahmad Thomas, Oklahoma  
 Holton Hill, Texas

## 3<sup>rd</sup> TEAM

Clayton Hatfield, Texas Tech  
 Zach Sinor, Oklahoma St  
 KaVontae Turpin, TCU  
 (KR) Ryan Schadler, Kansas



# The Big 12 2016 Schedules

## Baylor Bears

9/3 Northwestern St  
 9/10 SMU  
 9/17 at Rice  
 9/24 Oklahoma St  
 10/1 at Iowa St  
 10/8 Open  
 10/15 Kansas  
 10/22 Open  
 10/29 at Texas  
 11/5 TCU  
 11/12 at Oklahoma  
 11/19 Kansas St  
 11/25 at Texas Tech (Fri)  
 12/3 at West Virginia

## Iowa St Cyclones

9/3 Northern Iowa  
 9/10 at Iowa  
 9/17 at TCU  
 9/24 San Jose St  
 10/1 Baylor  
 10/8 at Oklahoma St  
 10/15 at Texas  
 10/22 Open  
 10/29 Kansas St  
 11/3 Oklahoma  
 11/12 at Kansas  
 11/19 Texas Tech  
 11/26 West Virginia  
 12/3

## Kansas Jayhawks

9/3 Rhode Island  
 9/10 Ohio  
 9/17 Memphis  
 9/24 Open  
 9/29 Texas Tech (Thur)  
 10/8 TCU  
 10/15 Baylor  
 10/22 Oklahoma St  
 10/29 Oklahoma  
 11/5 West Virginia  
 11/12 Iowa St  
 11/19 Texas  
 11/26 Kansas St  
 12/3

## Kansas St Wildcats

9/2 at Stanford (Fri)  
 9/10 Open  
 9/17 FAU  
 9/24 Missouri St  
 10/1 at West Virginia  
 10/8 Texas Tech  
 10/15 at Oklahoma  
 10/22 Texas  
 10/29 at Iowa St  
 11/5 Oklahoma St  
 11/12 Open  
 11/19 at Baylor  
 11/26 Kansas  
 12/3 at TCU

## Oklahoma Sooners

9/3 Houston  
 9/10 ULM  
 9/17 Ohio St  
 9/24 Open  
 10/1 at TCU  
 10/8 Texas  
 10/15 Kansas St  
 10/22 at Texas Tech  
 10/29 Kansas  
 11/3 at Iowa St (Thur)  
 11/12 Baylor  
 11/19 at West Virginia  
 11/26 Open  
 12/3 Oklahoma St

## Oklahoma St Cowboys

9/3 SE Louisiana  
 9/10 Central Michigan  
 9/17 Pittsburgh  
 9/24 at Baylor  
 10/1 Texas  
 10/8 Iowa St  
 10/15 Open  
 10/22 at Kansas  
 10/29 West Virginia  
 11/5 at Kansas St  
 11/12 Texas Tech  
 11/19 at TCU  
 11/26 Open  
 12/3 at Oklahoma

## TCU Horned Frogs

9/3 South Dakota St  
 9/10 Arkansas  
 9/17 Iowa St  
 9/23 at SMU (Fri)  
 10/1 Oklahoma  
 10/8 at Kansas  
 10/15 Open  
 10/22 at West Virginia  
 10/29 Texas Tech  
 11/5 at Baylor  
 11/12 Open  
 11/19 Oklahoma St  
 11/25 at Texas (Fri)  
 12/3 Kansas St

## Texas Longhorns

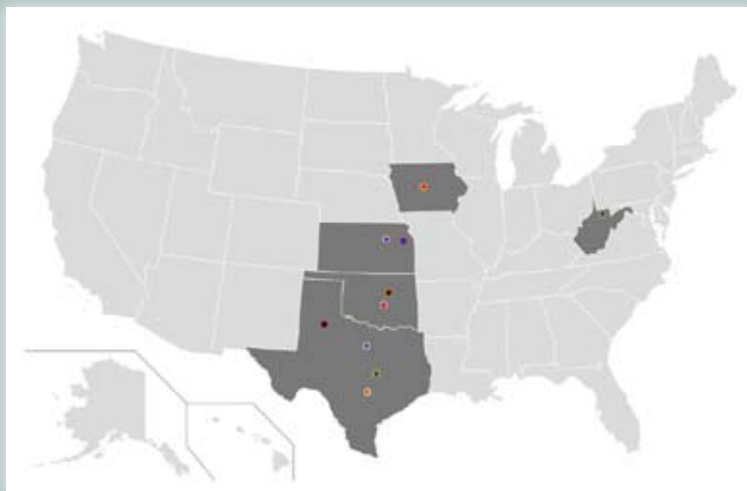
9/3 Notre Dame  
 9/10 UTEP  
 9/17 at California  
 9/24 Open  
 10/1 at Oklahoma St  
 10/8 Oklahoma  
 10/15 Iowa St  
 10/22 at Kansas St  
 10/29 Baylor  
 11/5 at Texas Tech  
 11/12 West Virginia  
 11/19 at Kansas  
 11/25 TCU (Fri)  
 12/3

## Texas Tech Red Raiders

9/3 SF Austin  
 9/10 at Arizona St  
 9/17 Louisiana Tech  
 9/24 Open  
 9/29 at Kansas (Thur)  
 10/8 at Kansas St  
 10/15 West Virginia  
 10/22 Oklahoma  
 10/29 at TCU  
 11/5 Texas  
 11/12 at Oklahoma St  
 11/19 at Iowa St  
 11/25 Baylor (Fri)  
 12/3

## West Virginia Mountaineers

9/3 Missouri  
 9/10 Youngstown St  
 9/17 Open  
 9/24 BYU  
 10/1 Kansas St  
 10/8 Open  
 10/15 at Texas Tech  
 10/22 TCU  
 10/29 at Oklahoma St  
 11/5 Kansas  
 11/12 at Texas  
 11/19 Oklahoma  
 11/26 at Iowa St  
 12/3 Baylor



# PHIL STEELE'S 2015 POSTSEASON ALL-INDEPENDENT TEAM

*bold players are returning*

## Overall

| FBS Independents | W-L  | PF  | PA  | STRK |
|------------------|------|-----|-----|------|
| Notre Dame       | 10-3 | 445 | 313 | L2   |
| BYU              | 9-4  | 438 | 297 | L1   |
| Army             | 2-10 | 248 | 313 | L4   |

## — OFFENSE —

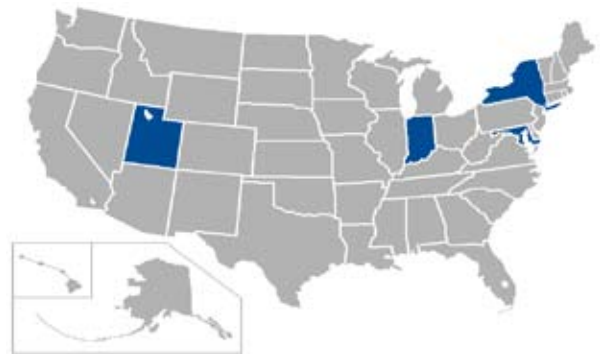
|   |                                       |
|---|---------------------------------------|
| <b>QB</b> Tanner Mangum, <b>BYU</b>     | <b>DeShone Kizer, Notre Dame</b>      |
| <b>RB</b> <b>CJ Prosise, Notre Dame</b> | <b>Josh Adams, Notre Dame</b>         |
| <b>RB</b> <b>Algernon Brown, BYU</b>    | <b>Aaron Kemper, Army</b>             |
| <b>WR</b> Will Fuller, Notre Dame       | Chris Brown, Notre Dame               |
| <b>WR</b> Mitch Mathews, <b>BYU</b>     | Devon Blackmon, <b>BYU</b>            |
| <b>WR</b> Edgar Poe, <b>Army</b>        | <b>Nick Kurtz, BYU</b>                |
| <b>TE</b> Alize Jones, Notre Dame       | ( <b>WR</b> ) Terenn Houk, <b>BYU</b> |
| <b>OL</b> Nick Martin, Notre Dame       | <b>Brad Wilcox, BYU</b>               |
| <b>OL</b> Ronnie Stanley, Notre Dame    | Ryker Mathews, <b>BYU</b>             |
| <b>OL</b> Matt Hugenberg, <b>Army</b>   | Quenton Nelson, Notre Dame            |
| <b>OL</b> Steve Elmer, Notre Dame       | Mike McGlinchey, Notre Dame           |
| <b>OL</b> Tejan Koroma, <b>BYU</b>      | Ryan Alexander, <b>Army</b>           |

## — DEFENSE —

|   |                                  |
|---|----------------------------------|
| <b>DL</b> Sheldon Day, Notre Dame       | <b>Isaac Rochell, Notre Dame</b> |
| <b>DL</b> Bronson Kaufusi, <b>BYU</b>   | <b>Logan Taele, BYU</b>          |
| <b>DL</b> John Voit, <b>Army</b>        | TJ Atimalala, <b>Army</b>        |
| <b>DL</b> Romeo Okwara, Notre Dame      | <b>Jordan Smith, Army</b>        |
| <b>LB</b> Jaylon Smith, Notre Dame      | <b>Jeremy Timpf, Army</b>        |
| <b>LB</b> Fred Warner, <b>BYU</b>       | <b>Harvey Langi, BYU</b>         |
| <b>LB</b> Andrew King, <b>Army</b>      | <b>Sae Tautu, BYU</b>            |
| <b>LB</b> Joe Schmidt, Notre Dame       | Greer Martini, Notre Dame        |
| <b>DB</b> KeiVarae Russell, Notre Dame  | <b>Brandon Jackson, Army</b>     |
| <b>DB</b> Max Redfield, Notre Dame      | <b>Xavier Moss, Army</b>         |
| <b>DB</b> Kai Nacua, <b>BYU</b>         | Cole Luke, Notre Dame            |
| <b>DB</b> Michael Wadsworth, <b>BYU</b> | <b>Micah Hannemann, BYU</b>      |

## — SPECIAL TEAMS —

|                                    |                                  |
|------------------------------------|----------------------------------|
| <b>K</b> Justin Yoon, Notre Dame   | Trevor Samson, <b>BYU</b>        |
| <b>P</b> Jonny Linehan, <b>BYU</b> | <b>Tyler Newsome, Notre Dame</b> |
| <b>KR</b> CJ Sanders, Notre Dame   | <b>Marcus Hyatt, Army</b>        |
| <b>PR</b> CJ Sanders, Notre Dame   | <b>Edgar Poe, Army</b>           |



## The Independent's 2016 Schedules

### Army Black Knights

|       |                |
|-------|----------------|
| 9/3   | at Temple      |
| 9/10  | Rice           |
| 9/17  | at UTEP        |
| 9/24  | at Buffalo     |
| 10/1  | Open           |
| 10/8  | at Duke        |
| 10/15 | Lafayette      |
| 10/22 | North Texas    |
| 10/29 | at Wake Forest |
| 11/5  | Air Force      |
| 11/12 | Notre Dame     |
| 11/19 | Morgan St      |
| 11/26 | Open           |
| 12/3  | Open           |
| 12/10 | Navy           |

### BYU Cougars

|       |                      |
|-------|----------------------|
| 9/3   | Arizona              |
| 9/10  | at Utah              |
| 9/17  | UCLA                 |
| 9/24  | West Virginia        |
| 9/30  | Toledo (Fri)         |
| 10/8  | at Michigan St       |
| 10/14 | Mississippi St (Fri) |
| 10/22 | at Boise St          |
| 10/29 | Open                 |
| 11/5  | at Cincinnati        |
| 11/12 | Southern Utah        |
| 11/19 | Massachusetts        |
| 11/26 | Utah St              |
| 12/3  |                      |

### Massachusetts Minutemen

|       |                   |
|-------|-------------------|
| 9/3   | at Florida        |
| 9/10  | Boston College    |
| 9/17  | FIU               |
| 9/24  | Mississippi St    |
| 10/1  | Tulane            |
| 10/8  | at Old Dominion   |
| 10/15 | Louisiana Tech    |
| 10/22 | at South Carolina |
| 10/29 | Wagner            |
| 11/5  | at Troy           |
| 11/12 | Open              |
| 11/19 | at BYU            |
| 11/26 | at Hawaii         |
| 12/3  |                   |

### Notre Dame Fighting Irish

|       |               |
|-------|---------------|
| 9/3   | at Texas      |
| 9/10  | Nevada        |
| 9/17  | Michigan St   |
| 9/24  | Duke          |
| 10/1  | at Syracuse   |
| 10/8  | at NC State   |
| 10/15 | Stanford      |
| 10/22 | Open          |
| 10/29 | Miami FL      |
| 11/5  | Navy          |
| 11/12 | Army          |
| 11/19 | Virginia Tech |
| 11/26 | at USC        |
| 12/3  |               |

# PHIL STEELE'S 2015 POSTSEASON ALL-AAC TEAM

*bold players are returning*

|                  | Conference |     |     | Overall |     |     |      |
|------------------|------------|-----|-----|---------|-----|-----|------|
|                  | W-L        | PF  | PA  | W-L     | PF  | PA  | STRK |
| <b>AAC- East</b> |            |     |     |         |     |     |      |
| Temple           | 7-1        | 278 | 165 | 10-4    | 417 | 281 | L2   |
| USF              | 6-2        | 275 | 157 | 8-5     | 437 | 298 | L1   |
| Cincinnati       | 4-4        | 286 | 259 | 7-6     | 440 | 405 | L1   |
| Connecticut      | 4-4        | 152 | 166 | 6-7     | 223 | 253 | L2   |
| East Carolina    | 3-5        | 204 | 188 | 5-7     | 329 | 312 | L1   |
| UCF              | 0-8        | 117 | 359 | 0-12    | 167 | 452 | L12  |
| <b>AAC- West</b> |            |     |     |         |     |     |      |
| Houston          | 7-1        | 325 | 184 | 13-1    | 566 | 290 | W3   |
| Navy             | 7-1        | 308 | 177 | 11-2    | 478 | 284 | W2   |
| Memphis          | 5-3        | 313 | 229 | 9-4     | 522 | 355 | L1   |
| Tulsa            | 3-5        | 272 | 322 | 6-7     | 483 | 518 | L1   |
| SMU              | 1-7        | 199 | 375 | 2-10    | 333 | 548 | L1   |
| Tulane           | 1-7        | 147 | 295 | 3-9     | 236 | 435 | L2   |



## — OFFENSE —

### 1<sup>st</sup> TEAM

**QB** Keenan Reynolds, Navy  
**RB** Marlon Mack, USF  
**RB** Jahad Thomas, Temple  
**WR** Keyarris Garrett, Tulsa  
**WR** Isaiah Jones, East Carolina  
**WR** DeMarcus Ayers, Houston  
**TE** Bryce Williams, East Carolina  
**C** Parker Ehinger, Cincinnati  
**OL** Dion Dawkins, Temple  
**OL** Taylor Fallin, Memphis  
**OL** EK Binns, Navy  
**OL** Kyle Friend, Temple

### 1<sup>st</sup> TEAM

**DL** Matt Ioannidis, Temple  
**DL** Silverberry Mouhon, Cincinnati  
**DL** BJ Singleton, Houston  
**DL** Tanzel Smart, Tulane  
**LB** Tyler Matakevich, Temple  
**LB** Zeek Bigger, East Carolina  
**LB** Nico Marley, Tulane  
**LB** Elandon Roberts, Houston  
**DB** William Jackson, Houston  
**DB** Jamar Summers, Connecticut  
**DB** Trevon Stewart, Houston  
**DB** Alex Wells, Temple

### 1<sup>st</sup> TEAM

**K** Jake Elliott, Memphis  
**P** Caleb Houston, UCF  
**KR** Brandon Wilson, Houston  
**PR** DeMarcus Ayers, Houston

### 2<sup>nd</sup> TEAM

Paxton Lynch, Memphis  
 Kenneth Farrow, Houston  
 Chris Swain, Navy  
 Shaq Washington, Cincinnati  
 Josh Atkinson, Tulsa  
 Courtland Sutton, SMU  
 Sean Price, USF  
 Eric Lofton, Temple  
 Ike Harris, East Carolina  
 JT Boyd, East Carolina  
 Alex Cooper, Houston  
 Thor Jozwiak, USF

## — DEFENSE —

### 2<sup>nd</sup> TEAM

Will Anthony, Navy  
 Nate D Smith, Temple  
 Julian Campenni, Connecticut  
 Eric Lee, USF  
 Montese Overton, East Carolina  
 Steven Taylor, Houston  
 Auggie Sanchez, USF  
 Junior Joseph, Connecticut  
 Deatrick Nichols, USF  
 Sean Chandler, Temple  
 Michael Mudoh, Tulsa  
 Zach Edwards, Cincinnati

## — SPECIAL TEAMS —

### 2<sup>nd</sup> TEAM

Andrew Gantz, Cincinnati  
 Spencer Smith, Memphis  
 Rodney Adams/D'Ernest Johnson, USF  
 Tajee Fullwodd, USF

### 3<sup>rd</sup> TEAM

Greg Ward, Houston  
**(QB)** Quinton Flowers, USF  
 Zack Langer, Tulsa  
 Robby Anderson, Temple  
 Mose Frazier, Memphis  
 Rodney Adams, USF  
**(WR)** Tre'Quan Smith, UCF  
 Ryan Leahy, Cincinnati  
 Deyshawn Bond, Cincinnati  
 Joey Gaston, Navy  
 Will Noble, Houston  
 Chris Taylor, Tulane

### 3<sup>rd</sup> TEAM

Haason Reddick, Temple  
 Folorunso Fatukasi, Connecticut  
 Royce LaFrance, Tulane  
 Thomas Niles, UCF  
**(DL)** Justin Lawler, SMU  
 Trent Martin, Tulsa  
 Eric Wilson, Cincinnati  
 Matt Linscott, Tulsa  
 Jamie Byrd, USF  
 Quincy Adams/Lorentez Barbour, Navy  
 Adrian McDonald, Houston  
 Andrew Adams, Connecticut

### 3<sup>rd</sup> TEAM

Austin Jones, Temple  
 Worth Gregory, East Carolina  
 Dishan Romine, Navy  
**(KR)** Tristan Payton, UCF



# The Amercian Conference 2016 Schedules

## Cincinnati Bearcats

9/1 UT Martin (Thur)  
 9/10 at Purdue  
 9/15 Houston (Thur)  
 9/24 Miami OH  
 10/1 USF  
 10/8 at Connecticut  
 10/15 Open  
 10/22 East Carolina  
 10/29 at Temple  
 11/5 BYU  
 11/12 at UCF  
 11/18 Memphis (Fri)  
 11/25 at Tulsa (Fri)

## Connecticut Huskies

9/1 Maine (Thur)  
 9/10 at Navy  
 9/17 Virginia  
 9/24 Syracuse  
 9/29 at Houston (Thur)  
 10/8 Cincinnati  
 10/15 at USF  
 10/22 UCF  
 10/29 at East Carolina  
 11/4 Temple (Fri)  
 11/12 Open  
 11/19 at Boston College  
 11/26 Tulane

## East Carolina Pirates

9/3 Western Carolina  
 9/10 NC State  
 9/17 South Carolina  
 9/24 Virginia Tech  
 10/1 UCF  
 10/8 USF  
 10/13 Navy (Thur)  
 10/22 Cincinnati  
 10/29 Connecticut  
 11/5 Tulsa  
 11/12 SMU  
 11/19 Open  
 11/26 Temple

## Houston Cougars

9/3 Oklahoma  
 9/10 Lamar  
 9/15 at Cincinnati (Thur)  
 9/24 at Texas St  
 9/29 Connecticut (Thur)  
 10/8 at Navy  
 10/15 Tulsa  
 10/22 at SMU  
 10/29 UCF  
 11/5 Open  
 11/12 Tulane  
 11/17 Louisville (Thur)  
 11/25 at Memphis

## Memphis Tigers

9/3 SE Missouri St  
 9/10 Open  
 9/17 Kansas  
 9/24 Bowling Green  
 10/1 at Mississippi  
 10/6 Temple (Thur)  
 10/14 at Tulane (Fri)  
 10/22 at Navy  
 10/29 Tulsa  
 11/5 at SMU  
 11/12 USF  
 11/18 at Cincinnati (Fri)  
 11/25 Houston (Fri)

## Navy Midshipmen

9/3 Fordham  
 9/10 Connecticut  
 9/17 at Tulane  
 9/24 Open  
 10/1 at Air Force  
 10/8 Houston  
 10/13 at East Carolina (Thur)  
 10/22 Memphis  
 10/28 at USF (Fri)  
 11/5 Notre Dame  
 11/12 Tulsa  
 11/19 Open  
 11/26 at SMU

## SMU Mustangs

9/3 at North Texas  
 9/10 at Baylor  
 9/17 Liberty  
 9/24 TCU  
 10/1 at Temple  
 10/7 at Tulsa (Fri)  
 10/15 Open  
 10/22 Houston  
 10/29 at Tulane  
 11/5 Memphis  
 11/12 at East Carolina  
 11/19 USF  
 11/26 Navy

## USF Bulls

9/3 Towson  
 9/10 Northern Illinois  
 9/17 at Syracuse  
 9/24 Florida St  
 10/1 at Cincinnati  
 10/8 East Carolina  
 10/15 Connecticut  
 10/21 at Temple (Fri)  
 10/28 Navy (Fri)  
 11/5 Open  
 11/12 at Memphis  
 11/19 at SMU  
 11/26 UCF

## Temple Owls

9/3 Army  
 9/10 Stony Brook  
 9/17 at Penn St  
 9/24 Charlotte  
 10/1 SMU  
 10/6 at Memphis (Thur)  
 10/15 at UCF  
 10/21 USF (Fri)  
 10/29 Cincinnati  
 11/4 at Connecticut (Fri)  
 11/12 Open  
 11/19 at Tulane  
 11/26 East Carolina

## Tulane Green Wave

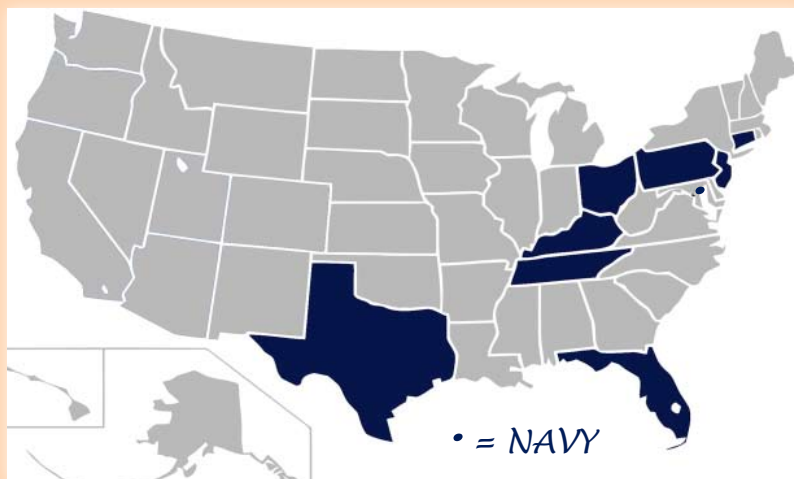
9/1 at Wake Forest  
 9/10 Southern  
 9/17 Navy  
 9/24 UL Lafayette  
 10/1 at Massachusetts  
 10/7 at UCF (Fri)  
 10/14 Memphis (Fri)  
 10/22 Tulsa  
 10/29 SMU  
 11/5 Open  
 11/12 at Houston  
 11/19 Temple  
 11/26 at Connecticut

## Tulsa Golden Hurricane

9/3 San Jose St  
 9/10 at Ohio St  
 9/17 North Carolina St  
 9/24 at Fresno St  
 10/1 Open  
 10/7 SMU (Fri)  
 10/15 at Houston  
 10/22 Tulane  
 10/29 at Memphis  
 11/5 East Carolina  
 11/12 at Navy  
 11/19 at UCF  
 11/25 Cincinnati (Fri)

## UCF Knights

9/3 South Carolina St  
 9/10 at Michigan  
 9/17 Maryland  
 9/24 at FIU  
 10/1 East Carolina  
 10/7 Tulane (Fri)  
 10/15 Temple  
 10/22 at Connecticut  
 10/29 at Houston  
 11/5 Open  
 11/12 Cincinnati  
 11/19 Tulsa  
 11/26 at USF



# PHIL STEELE'S 2015 POSTSEASON ALL-MW TEAM

*bold players are returning*

|                      | Conference |     |     | Overall |     |     | STRK |
|----------------------|------------|-----|-----|---------|-----|-----|------|
|                      | W-L        | PF  | PA  | W-L     | PF  | PA  |      |
| <b>MW - West</b>     |            |     |     |         |     |     |      |
| Air Force            | 6-2        | 298 | 197 | 8-6     | 473 | 357 | L3   |
| New Mexico           | 5-3        | 217 | 221 | 7-6     | 389 | 369 | L1   |
| Utah State           | 5-3        | 285 | 209 | 6-7     | 377 | 347 | L2   |
| Boise State          | 5-3        | 305 | 194 | 9-4     | 508 | 263 | W2   |
| Colorado St          | 5-3        | 220 | 232 | 7-6     | 385 | 354 | L1   |
| Wyoming              | 2-6        | 159 | 274 | 2-10    | 228 | 408 | W1   |
| <b>MW - Mountain</b> |            |     |     |         |     |     |      |
| San Diego St         | 8-0        | 289 | 90  | 11-3    | 450 | 230 | W10  |
| Nevada               | 4-4        | 211 | 200 | 7-6     | 341 | 349 | W1   |
| San Jose St          | 4-4        | 235 | 238 | 6-7     | 363 | 354 | W1   |
| Fresno St            | 2-6        | 178 | 274 | 3-9     | 267 | 457 | L2   |
| UNLV                 | 2-6        | 223 | 293 | 3-9     | 343 | 404 | L3   |
| Hawaii               | 0-8        | 126 | 324 | 3-10    | 229 | 463 | W1   |



## 1<sup>st</sup> TEAM

**QB** Brett Rypien, Boise St  
**RB** Donnel Pumphrey, San Diego St  
**RB** Tyler Ervin, San Jose St  
**WR** Brian Hill, Wyoming  
**WR** Thomas Sperbeck, Boise St  
**WR** Rashard Higgins, Colorado St  
**TE** Billy Freeman, San Jose St  
**C** Marcus Henry, Boise St  
**OL** Rees Odhiambo, Boise St  
**OL** Pearce Slater, San Diego St  
**OL** Fred Zerblis, Colorado St  
**OL** Sevrin Remmo, Air Force

## 1<sup>st</sup> TEAM

**DL** Kamalei Correa, Boise St  
**DL** Ian Seau, Nevada  
**DL** Alex Barrett, San Diego St  
**DL** Eddie Yarbrough, Wyoming  
**LB** Calvin Munson, San Diego St  
**LB** Kyler Fackrell, Utah St  
**LB** Ejiro Ederaine, Fresno St  
**LB** Jake Fely, San Diego St  
**DB** Damontae Kazee, San Diego St  
**DB** Darian Thompson, Boise St  
**DB** Donte Deayon, Boise St  
**DB** Weston Steelhammer, Air Force

## 1<sup>st</sup> TEAM

**K** Tyler Rausa, Boise St  
**P** Michael Carrizosa, San Jose St  
**KR** Rashaad Penny, San Diego St  
**PR** Joe Hansley, Colorado St

## — OFFENSE —

### 2<sup>nd</sup> TEAM

Nick Stevens, Colorado St  
 Jeremy McNichols, Boise St  
 Don Jackson, Nevada  
 James Butler, Nevada  
 Hunter Sharp, Utah St  
 Devonte Boyd, UNLV  
 Jarred Gipson, Nevada  
 Nico Siragusa, San Diego St  
 Alex Fifita, Fresno St  
 Austin Stephens, Utah St  
 Jake Simonich, Utah St  
 Ben Clarke, Hawai'i

## — DEFENSE —

### 2<sup>nd</sup> TEAM

Alex Hansen, Air Force  
 Kennedy Tulimasealii, Hawai'i  
 Nik D'Avanzo, New Mexico  
 Lenny Jones, Nevada  
 Cory James, Colorado St  
 Christian Tago, San Jose St  
 Nick Vigil, Utah St  
 Tanner Vallejo, Boise St  
 Dameon Baber, Nevada  
 Andrew Wingard, Wyoming  
 JJ Whittaker, San Diego St  
 Roland Ladipo, Air Force

## — SPECIAL TEAMS —

### 2<sup>nd</sup> TEAM

Brent Zuzo, Nevada  
 Hayden Hunt, Colorado St  
 Carlos Wiggins, New Mexico  
 Andrew Rodriguez, Utah St

## 3<sup>rd</sup> TEAM

Kenny Potter, San Jose St  
 Jacobi Owens, Air Force  
 Paul Harris, Hawai'i  
 Marteze Waller, Fresno St  
 Hasaan Henderson, Nevada  
 Jake Maulhardt, Wyoming  
 Jake Roh, Boise St  
 AJ Ruechel, Air Force  
 Wes Schweitzer, San Jose St  
 Chase Roullier, Wyoming  
 Eden Mahina, New Mexico  
 Austin Corbett, Nevada

## 3<sup>rd</sup> TEAM

Jon Sanchez, San Diego St  
 Christian Heyward, San Diego St  
 Claudell Louis, Fresno St  
 Jordan Nielsen, Utah St  
 Tau Lotulelei, UNLV  
 Dakota Cox, New Mexico  
 Julian Gener, Hawai'i  
 Jordan Dobrich, Nevada  
 Trent Matthews, Colorado St  
 Malik Smith, San Diego St  
 Cleveland Wallace, San Jose St  
 Jalen Davis, Utah St

## 3<sup>rd</sup> TEAM

Donny Hageman, San Diego St  
 Rigoberto Sanchez, Hawai'i  
 DJ May, Wyoming  
 Nick Nelson, Hawai'i

# The Mountain West Conference 2016 Schedules

## Air Force Falcons

9/3 Abilene Christian  
 9/10 Georgia St  
 9/17 Open  
 9/24 at Utah St  
 10/1 Navy  
 10/8 at Wyoming  
 10/15 † New Mexico  
 10/22 Hawaii  
 10/29 at Fresno St  
 11/5 at Army  
 11/12 Colorado St  
 11/19 at San Jose St  
 11/26 Boise St  
 12/3

## Boise St Broncos

9/3 at UL Lafayette  
 9/10 Washington St  
 9/17 Open  
 9/24 at Oregon St  
 10/1 Utah St  
 10/8 at New Mexico  
 10/15 Colorado St  
 10/20 BYU (Thur)  
 10/29 at Wyoming  
 11/5 San Jose St  
 11/12 at Hawaii  
 11/18 UNLV (Fri)  
 11/26 at Air Force  
 12/3

## Colorado St Rams

9/2 † Colorado (Fri)  
 9/10 UTSA  
 9/17 Northern Colorado  
 9/24 at Minnesota  
 10/1 Wyoming  
 10/8 Utah St  
 10/15 at Boise St  
 10/22 at UNLV  
 10/29 Open  
 11/5 Fresno St  
 11/12 at Air Force  
 11/19 New Mexico  
 11/26 at San Diego St  
 12/3

## Fresno St Bulldogs

9/3 at Nebraska  
 9/10 Sacramento St  
 9/17 at Toledo  
 9/24 Tulsa  
 10/1 at UNLV  
 10/8 at Nevada  
 10/15 San Diego St  
 10/22 at Utah St  
 10/29 Air Force  
 11/5 at Colorado St  
 11/12 Open  
 11/19 Hawaii  
 11/26 San Jose St  
 12/3

## Hawaii Rainbow Warriors

8/27 † California  
 9/3 at Michigan  
 9/10 UT Martin  
 9/17 at Arizona  
 9/24 Open  
 10/1 Nevada  
 10/8 at San Jose St  
 10/15 UNLV  
 10/22 at Air Force  
 10/29 New Mexico  
 11/5 at San Diego St  
 11/12 Boise St  
 11/19 at Fresno St  
 11/26 Massachusetts

## Nevada Wolf Pack

9/3 Cal Poly  
 9/10 at Notre Dame  
 9/17 Buffalo  
 9/24 at Purdue  
 10/1 at Hawaii  
 10/8 Fresno St  
 10/15 at San Jose St  
 10/22 Wyoming  
 10/29 Open  
 11/5 at New Mexico  
 11/12 San Diego St  
 11/19 Utah St  
 11/26 at UNLV  
 12/3

## New Mexico Lobos

9/3 South Dakota  
 9/10 at New Mexico St  
 9/17 at Rutgers  
 9/24  
 10/1 San Jose St  
 10/8 Boise St  
 10/15 † Air Force  
 10/22 ULM  
 10/29 at Hawaii  
 11/5 Nevada  
 11/12 at Utah St  
 11/19 at Colorado St  
 11/26 Wyoming  
 12/3

## San Diego St Aztecs

9/3 New Hampshire  
 9/10 California  
 9/17 at Northern Illinois  
 9/24 Open  
 10/1 at South Alabama  
 10/8 UNLV  
 10/15 at Fresno St  
 10/22 San Jose St  
 10/29 at Utah St  
 11/5 Hawaii  
 11/12 at Nevada  
 11/19 at Wyoming  
 11/26 Colorado St  
 12/3

## San Jose St Spartans

9/3 at Tulsa  
 9/10 Portland St  
 9/17 Utah  
 9/24 at Iowa St  
 10/1 at New Mexico  
 10/8 Hawaii  
 10/15 Nevada  
 10/22 at San Diego St  
 10/29 UNLV  
 11/5 at Boise St  
 11/12 Open  
 11/19 Air Force  
 11/26 at Fresno St  
 12/3

## UNLV Rebels

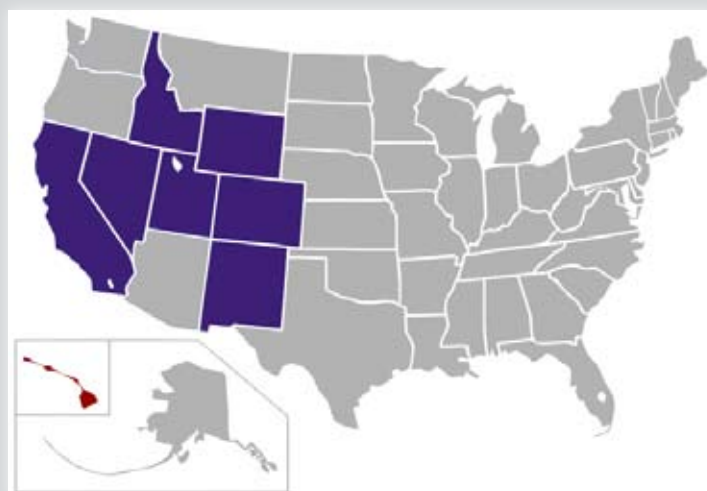
9/1 Jackson St (Thur)  
 9/10 at UCLA  
 9/17 at Central Michigan  
 9/24 Idaho  
 10/1 Fresno St  
 10/8 at San Diego St  
 10/15 at Hawaii  
 10/22 Colorado St  
 10/29 at San Jose St  
 11/5 Open  
 11/12 Wyoming  
 11/18 at Boise St (Fri)  
 11/26 Nevada  
 12/3

## Utah St Aggies

9/1 Weber St (Thur)  
 9/10 at USC  
 9/17 Arkansas St  
 9/24 Air Force  
 10/1 at Boise St  
 10/8 at Colorado St  
 10/15 Open  
 10/22 Fresno St  
 10/29 San Diego St  
 11/5 at Wyoming  
 11/12 New Mexico  
 11/19 at Nevada  
 11/26 at BYU  
 12/3

## Wyoming Cowboys

9/3 Northern Illinois  
 9/10 at Nebraska  
 9/17 UC Davis  
 9/24 at Eastern Michigan  
 10/1 at Colorado St  
 10/8 Air Force  
 10/15 Open  
 10/22 at Nevada  
 10/29 Boise St  
 11/5 Utah St  
 11/12 at UNLV  
 11/19 San Diego St  
 11/26 at New Mexico  
 12/3





# PHIL STEELE'S 2015 POSTSEASON ALL-MAC TEAM

*bold players are returning*

|                            | Conference |     |     | Overall |     |     |      |
|----------------------------|------------|-----|-----|---------|-----|-----|------|
|                            | W-L        | PF  | PA  | W-L     | PF  | PA  | STRK |
| <b>Mid-American - East</b> |            |     |     |         |     |     |      |
| Bowling Green              | 7-1        | 376 | 175 | 10-4    | 591 | 405 | L1   |
| Ohio                       | 5-3        | 204 | 219 | 8-5     | 358 | 329 | L1   |
| Akron                      | 5-3        | 191 | 170 | 8-5     | 311 | 279 | W5   |
| Buffalo                    | 3-5        | 201 | 251 | 5-7     | 320 | 331 | L3   |
| Kent State                 | 2-6        | 73  | 202 | 3-9     | 157 | 313 | L5   |
| Miami (OH)                 | 2-6        | 142 | 226 | 3-9     | 215 | 384 | W1   |
| Massachusetts              | 2-6        | 178 | 228 | 3-9     | 266 | 377 | W1   |
| <b>Mid-American - West</b> |            |     |     |         |     |     |      |
| Northern Illinois          | 6-2        | 293 | 205 | 8-6     | 436 | 387 | L3   |
| Western Michigan           | 6-2        | 318 | 199 | 8-5     | 468 | 368 | W2   |
| Toledo                     | 6-2        | 305 | 190 | 10-2    | 420 | 249 | W1   |
| Central Michigan           | 6-2        | 241 | 171 | 7-6     | 336 | 286 | L1   |
| Ball State                 | 2-6        | 168 | 283 | 3-9     | 277 | 430 | L3   |
| Eastern Michigan           | 0-8        | 165 | 336 | 1-11    | 305 | 505 | L10  |



## 1<sup>st</sup> TEAM

**QB** [Matt Johnson, Bowling Green](#)  
**RB** [Joel Bouagnon, Northern Illinois](#)  
**RB** [Travis Greene, Bowling Green](#)  
**WR** [Roger Lewis, Bowling Green](#)  
**WR** [Tajae Sharpe, Massachusetts](#)  
**WR** [Corey Davis, Western Michigan](#)  
**TE** [Ben McCord, Central Michigan](#)  
**C** [Andrew Ness, Northern Illinois](#)  
**OL** [Willie Beavers, Western Michigan](#)  
**OL** [Nick Beamish, Central Michigan](#)  
**OL** [Jacob Bennett, Bowling Green](#)  
**OL** [Alex Huettel, Bowling Green](#)

## 1<sup>st</sup> TEAM

**DL** [Orion Jones, Toledo](#)  
**DL** [Perez Ford, Northern Illinois](#)  
**DL** [Terence Waugh, Kent St](#)  
**DL** [Blake Serpa, Central Michigan](#)  
**LB** [Jatavis Brown, Akron](#)  
**LB** [Boomer Mays, Northern Illinois](#)  
**LB** [Great Ibe, Eastern Michigan](#)  
**LB** [Jovan Santos-Knox, Massachusetts](#)  
**DB** [Shawun Lurry, Northern Illinois](#)  
**DB** [Nate Holley, Kent St](#)  
**DB** [Kavon Frazier, Central Michigan](#)  
**DB** [Ronald Zamort, Western Michigan](#)

## 1<sup>st</sup> TEAM

**K** [Andrew Haldeman, Western Michigan](#)  
**P** [Joe Davidson, Bowling Green](#)  
**KR** [Aregeros Turner, Northern Illinois](#)  
**PR** [Corey Jones, Toledo](#)

## — OFFENSE —

### 2<sup>nd</sup> TEAM

[Zach Terrell, Western Michigan](#)  
[Darius Jackson, Eastern Michigan](#)  
[Kareem Hunt/Terry Swanson, Toledo](#)  
[Daniel Braverman, Western Michigan](#)  
[Alonzo Russell, Toledo](#)  
[Kenny Golladay, Northern Illinois](#)  
[Matt Weiser, Buffalo](#)  
[Storm Norton, Toledo](#)  
[Aidan Conlon, Northern Illinois](#)  
[Jacob Richard, Ball St](#)  
[John Kling, Buffalo](#)  
[Ramadan Ahmeti, Central Michigan](#)

## — DEFENSE —

### 2<sup>nd</sup> TEAM

[Joshua Posley, Ball St](#)  
[Bryson Albright, Miami](#)  
[Jamal Marcus, Akron](#)  
[Trent Voss, Toledo](#)  
[Sean Wiggins, Ball St](#)  
[Austin Valdez, Bowling Green](#)  
[Quentin Poling, Ohio](#)  
[Matt Dellinger, Kent St](#)  
[Cheatham Norrils, Toledo](#)  
[Demetrius Monday, Kent St](#)  
[Marlon Moore, Northern Illinois](#)  
[DeJuan Rogers, Toledo](#)

## — SPECIAL TEAMS —

### 2<sup>nd</sup> TEAM

[Christian Hagan, Northern Illinois](#)  
[Anthony Melchiori, Kent St](#)  
[Darius Phillips, Western Michigan](#)  
[Trey Dudley-Giles, Massachusetts](#)

### 3<sup>rd</sup> TEAM

[Cooper Rush, Central Michigan](#)  
[Marquis Young, Massachusetts](#)  
[Jamauri Bogan, Western Michigan](#)  
[Jordan Williams, Ball St](#)  
[Gehrig Dieter, BG \(Trans to Bama\)](#)  
[Ronnie Moore, Bowling Green](#)  
[Rodney Mills, Massachusetts](#)  
[Levon Myers, Northern Illinois](#)  
[Taylor Moton, Western Michigan](#)  
[Mike McQueen, Ohio](#)  
[Lucas Powell, Ohio](#)  
[Isaiah Williams, Akron](#)

### 3<sup>rd</sup> TEAM

[Allen Covington, Toledo](#)  
[Cody Grice, Akron](#)  
[Rodney Coe, Akron](#)  
[J'Terius Jones, Miami](#)  
[Trenton Greene, Bowling Green](#)  
[Brandon Berry, Buffalo](#)  
[Okezie Alozie, Buffalo](#)  
[Trey Seals, Massachusetts](#)  
[Darius Phillips, Western Michigan](#)  
[Ian Wells, Ohio](#)  
[Asantay Brown, Western Michigan](#)  
[Boise Ross, Buffalo](#)

### 3<sup>rd</sup> TEAM

[Jameson Vest, Toledo](#)  
[Zach Paul, Akron](#)  
[James Oliphant, Massachusetts](#)  
[Ryan Burbrink, Bowling Green](#)

# The MAC 2016 Schedules

## Akron Zips

9/3 VMI  
 9/10 at Wisconsin  
 9/17 at Marshall  
 9/24 Appalachian St  
 10/1 at Kent St  
 10/8 Miami Oh  
 10/15 Western Michigan  
 10/22 at Ball St  
 10/27 at Buffalo (Thur)  
 11/2 Toledo (Wed)  
 11/9 Bowling Green (Wed)  
 11/19 Open  
 11/22 at Ohio (Tues)

## Ball St Cardinals

9/3 at Georgia St  
 9/10 at Indiana  
 9/17 Eastern Kentucky  
 9/24 FAU  
 10/1 Northern Illinois  
 10/8 at Central Michigan  
 10/15 at Buffalo  
 10/22 Akron  
 11/1 Western Michigan (Tues)  
 11/5 Open  
 11/8 Eastern Michigan (Tues)  
 11/16 at Toledo (Wed)  
 11/22 at Miami Oh (Tues)

## Bowling Green Falcons

9/3 at Ohio St  
 9/10 North Dakota  
 9/17 Middle Tennessee  
 9/24 at Memphis  
 10/1 Eastern Michigan  
 10/8 at Ohio  
 10/15 at Toledo  
 10/22 Miami Oh  
 11/1 at Northern Illinois (Tues)  
 11/5 Open  
 11/9 at Akron (Wed)  
 11/15 Kent St (Tues)  
 11/25 Buffalo (Fri)

## Buffalo Bulls

9/3 Albany  
 9/10 Open  
 9/17 at Nevada  
 9/24 Army  
 10/1 at Boston College  
 10/8 Kent St  
 10/15 Ball St  
 10/22 at Northern Illinois  
 10/27 Akron (Thur)  
 11/3 at Ohio (Thur)  
 11/12 Miami Oh  
 11/19 at Western Michigan  
 11/25 at Bowling Green (Fri)

## Central Mich Chippewas

9/1 Presbyterian (Thur)  
 9/10 at Oklahoma St  
 9/17 UNLV  
 9/24 at Virginia  
 10/1 Western Michigan  
 10/8 Ball St  
 10/15 at Northern Illinois  
 10/22 at Toledo  
 10/29 Kent St  
 11/4 at Miami Oh (Fri)  
 11/12 Open  
 11/15 Ohio (Tues)  
 11/22 at Eastern Michigan (Tues)

## Eastern Mich Eagles

9/3 Miss Valley St  
 9/10 at Missouri  
 9/17 at Charlotte  
 9/24 Wyoming  
 10/1 at Bowling Green  
 10/8 Toledo  
 10/15 at Ohio  
 10/22 at Western Michigan  
 10/29 Miami Oh  
 11/8 at Ball St (Tues)  
 11/12 Open  
 11/16 Northern Illinois (Wed)  
 11/22 Central Michigan (Tues)

## Kent St Golden Flashes

9/3 at Penn St  
 9/10 North Carolina A&T  
 9/17 Monmouth  
 9/24 at Alabama  
 10/1 Akron  
 10/8 at Buffalo  
 10/15 at Miami Oh  
 10/22 Ohio  
 10/29 at Central Michigan  
 11/5 Open  
 11/8 Western Michigan (Tues)  
 11/15 at Bowling Green (Tues)  
 11/25 Northern Illinois (Fri)

## Miami, Oh Redhawks

9/3 at Iowa  
 9/10 Eastern Illinois  
 9/17 WKU  
 9/24 at Cincinnati  
 10/1 Ohio  
 10/8 at Akron  
 10/15 Kent St  
 10/22 at Bowling Green  
 10/29 at Eastern Michigan  
 11/4 Central Michigan (Fri)  
 11/12 at Buffalo  
 11/22 Ball St (Tues)  
 11/26

## Northern Illinois Huskies

9/3 Wyoming  
 9/10 South Florida  
 9/17 San Diego St  
 9/24 Western Illinois  
 10/1 Ball St  
 10/8 Western Michigan  
 10/15 Central Michigan  
 10/22 Buffalo  
 11/1 Bowling Green (Tues)  
 11/5 Open  
 11/9 Toledo (Wed)  
 11/16 Eastern Michigan (Wed)  
 11/25 Kent St (Fri)

## Ohio Bobcats

9/3 Texas St  
 9/10 at Kansas  
 9/17 at Tennessee  
 9/24 Gardner-Webb  
 10/1 Miami Oh  
 10/8 Bowling Green  
 10/15 Eastern Michigan  
 10/22 at Kent St  
 10/27 at Toledo (Thur)  
 11/3 Buffalo (Thur)  
 11/15 at Central Michigan (Tues)  
 11/19 Open  
 11/22 Akron (Tues)

## Toledo Rockets

9/3 at Arkansas St  
 9/10 Maine  
 9/17 Fresno St  
 9/30 at BYU (Fri)  
 10/1 Open  
 10/8 at Eastern Michigan  
 10/15 Bowling Green  
 10/22 Central Michigan  
 10/27 Ohio (Thur)  
 11/2 at Akron (Wed)  
 11/9 at Northern Illinois (Wed)  
 11/16 Ball St (Wed)  
 11/25 at Western Michigan (Fri)

## Western Mich Broncos

9/3 at Northwestern  
 9/10 NC Central  
 9/17 at Illinois  
 9/24 Georgia Southern  
 10/1 at Central Michigan  
 10/8 Northern Illinois  
 10/15 at Akron  
 10/22 Eastern Michigan  
 11/1 at Ball St (Tues)  
 11/5 Open  
 11/8 at Kent St (Tues)  
 11/19 Buffalo  
 11/25 Toledo (Fri)

# PHIL STEELE'S 2015 POSTSEASON ALL-CUSA TEAM

*bold players are returning*

|                      | Conference |     |     | Overall |     |     |      |
|----------------------|------------|-----|-----|---------|-----|-----|------|
|                      | W-L        | PF  | PA  | W-L     | PF  | PA  | STRK |
| <b>CUSA - East</b>   |            |     |     |         |     |     |      |
| WKU                  | 8-0        | 405 | 188 | 12-2    | 620 | 363 | W6   |
| Middle Tennessee     | 6-2        | 293 | 206 | 7-6     | 442 | 346 | L1   |
| Marshall             | 6-2        | 259 | 133 | 10-3    | 407 | 231 | W1   |
| Florida Atlantic     | 3-5        | 177 | 201 | 3-9     | 270 | 345 | W1   |
| FIU                  | 3-5        | 216 | 270 | 5-7     | 306 | 358 | L2   |
| Old Dominion         | 3-5        | 215 | 298 | 5-7     | 291 | 429 | L2   |
| Charlotte            | 0-8        | 140 | 310 | 2-10    | 210 | 435 | L10  |
| <b>CUSA - West</b>   |            |     |     |         |     |     |      |
| Southern Mississippi | 7-1        | 348 | 143 | 9-5     | 559 | 358 | L2   |
| Louisiana Tech       | 6-2        | 283 | 208 | 9-4     | 488 | 349 | W1   |
| UTSA                 | 3-5        | 191 | 231 | 3-9     | 271 | 405 | L1   |
| Rice                 | 3-5        | 174 | 271 | 5-7     | 313 | 430 | W1   |
| UTEP                 | 3-5        | 138 | 214 | 5-7     | 248 | 395 | W1   |
| North Texas          | 1-7        | 146 | 312 | 1-11    | 182 | 495 | L4   |



## 1<sup>st</sup> TEAM

**QB** Brandon Doughty, WKU

**RB** Kenneth Dixon, Louisiana Tech

**RB** Ray Lawry, Old Dominion

**WR** Taywan Taylor, WKU

**WR** Trent Taylor, Louisiana Tech

**WR** Richie James, Middle Tennessee

**TE** David Morgan, UTSA

**C** Cameron Tom, Southern Miss

**OL** Sebastian Johansson, Marshall

**OL** Andrew Reue, Rice

**OL** Forrest Lamp, WKU

**OL** Jaylen Hunter, Middle Tennessee

## 1<sup>st</sup> TEAM

**DL** Michael Wakefield, FIU

**DL** Trevon Coley, Florida Atlantic

**DL** Vernon Butler, Louisiana Tech

**DL** Jason Neill, UTSA

**LB** TT Barber, Middle Tennessee

**LB** Nick Holt, WKU

**LB** Anthony Wint, FIU

**LB** TJ Ricks, Old Dominion

**DB** Richard Leonard, FIU

**DB** Xavier Woods, Louisiana Tech

**DB** Kevin Byard, Middle Tennessee

**DB** Cre'von LeBlanc, Florida Atlantic

## 1<sup>st</sup> TEAM

**K** Jonathan Barnes, Louisiana Tech

**P** Dalton Schomp, Florida Atlantic

**KR** Deandre Reaves, Marshall

**PR** Richard Leonard, FIU

## — OFFENSE —

### 2<sup>nd</sup> TEAM

Nick Mullens, Southern Miss

Jalen Richard, Southern Miss

Jarveon Williams, UTSA

Mike Thomas, Southern Miss

Zach Pascal, Old Dominion

Ed Batties, Middle Tennessee

Tyler Higbee, WKU

Kaydon Kirby, North Texas

Reggie Bain, Florida Atlantic

Michael Selby, Marshall

Michael Montero, FIU

Darrell Brown, Louisiana Tech

## — DEFENSE —

### 2<sup>nd</sup> TEAM

Trey Hendrickson, Florida Atlantic

Larry Ogunjobi, Charlotte

Jarquez Samuel, Marshall

Denzell Perine, FIU

Evan McKelvey, Marshall

Nick Thomason, Louisiana Tech

Brian Anderson, Southern Miss

Alex Lyons, Rice

Kalan Reed, Southern Miss

Bennett Okotcha, UTSA

Taj Letman, Marshall

Adairius Barnes, Louisiana Tech

## — SPECIAL TEAMS —

### 2<sup>nd</sup> TEAM

Garrett Schwettman, WKU

Tyler Williams, Marshall

Kylen Towner, WKU

Jalen Richard, Southern Miss

## 3<sup>rd</sup> TEAM

Jeff Driskel, Louisiana Tech/  
Brent Stockstill, Middle Tennessee

Ito Smith, Southern Miss

Anthony Wales, WKU

Jared Dangerfield, WKU

Casey Martin, Southern Miss

Jenson Stoshak, Florida Atlantic

Ryan Yurachek, Marshall

Jens Danielsen, Louisiana Tech

Rashod Hill, Southern Miss

Will Hernandez, UTEP

Maurquice Shakir, Middle Tennessee

Mikingson Marsaille, Florida Atlantic

## 3<sup>rd</sup> TEAM

Michael Smith, Southern Miss

Vontarrius Dora, Louisiana Tech

Gary Thompson, Marshall

Dylan Bradley, Southern Miss

DJ Hunter, Marshall

Drew Douglas, UTSA

Cavellis Luckett, Middle Tennessee

Alvin Jones, UTEP

Bryson Abraham, Louisiana Tech

Jeremy Cutrer, Middle Tennessee

Corey Tindal, Marshall

Fellonte Misher, Old Dominion

## 3<sup>rd</sup> TEAM

Jay Mattox, UTEP

James Farrimond, Rice

Richard Leonard, FIU

Derrick Dick, UTSA

# The CUSA Conference 2016 Schedules

## Charlotte 49ers

9/1 at Louisville (Thur)  
 9/10 Elon  
 9/17 Eastern Michigan  
 9/24 at Temple  
 10/1 Old Dominion  
 10/8 at FAU  
 10/15 FIU  
 10/22 at Marshall  
 10/29 Open  
 11/5 at Southern Miss  
 11/12 Rice  
 11/19 Middle Tennessee  
 11/26 at UTSA

## FIU Panthers

9/1 Indiana (Thur)  
 9/10 Maryland  
 9/17 at Massachusetts  
 9/24 UCF  
 10/1 FAU  
 10/8 at UTEP  
 10/15 at Charlotte  
 10/22 Louisiana Tech  
 10/29 Middle Tennessee  
 11/5 at WKU  
 11/12 Open  
 11/19 Marshall  
 11/26 at Old Dominion

## Florida Atlantic Owls

9/3 Southern Illinois  
 9/10 at Miami FL  
 9/17 at Kansas St  
 9/24 Ball St  
 10/1 at FIU  
 10/8 Charlotte  
 10/15 at Marshall  
 10/22 Open  
 10/29 WKU  
 11/5 at Rice  
 11/12 UTEP  
 11/19 Old Dominion  
 11/26 at Middle Tennessee

## Louisiana Tech Bulldogs

9/3 at Arkansas  
 9/10 South Carolina St  
 9/17 at Texas Tech  
 9/24 at Middle Tennessee  
 10/1 UTEP  
 10/8 WKU  
 10/15 at Massachusetts  
 10/22 at FIU  
 10/29 Rice  
 11/5 at North Texas  
 11/12 UTSA  
 11/19 Open  
 11/26 at Southern Miss

## Marshall Thundering Herd

9/3 Open  
 9/10 Morgan St  
 9/17 Akron  
 9/24 Louisville  
 10/1 at Pittsburgh  
 10/8 at North Texas  
 10/15 FAU  
 10/22 Charlotte  
 10/29 at Southern Miss  
 11/5 at Old Dominion  
 11/12 Middle Tennessee  
 11/19 at FIU  
 11/26 WKU

## Middle Tenn Blue Raiders

9/3 Alabama A&M  
 9/10 at Vanderbilt  
 9/17 at Bowling Green  
 9/24 Louisiana Tech  
 10/1 at North Texas  
 10/8 Open  
 10/15 WKU  
 10/22 at Missouri  
 10/29 at FIU  
 11/5 UTSA  
 11/12 at Marshall  
 11/19 at Charlotte  
 11/26 FAU

## North Texas Mean Green

9/3 SMU  
 9/10 Bethune-Cookman  
 9/17 at Florida  
 9/24 at Rice  
 10/1 Middle Tennessee  
 10/8 Marshall  
 10/15 Open  
 10/22 at Army  
 10/29 at UTSA  
 11/5 Louisiana Tech  
 11/12 at WKU  
 11/19 Southern Miss  
 11/26 at UTEP

## Old Dominion Monarchs

9/3 Hampton  
 9/10 at Appalachian St  
 9/17 at NC State  
 9/24 UTSA  
 10/1 at Charlotte  
 10/8 Massachusetts  
 10/15 Open  
 10/22 at WKU  
 10/29 at UTEP  
 11/5 Marshall  
 11/12 Southern Miss  
 11/19 at FAU  
 11/26 FIU

## Rice Owls

9/3 at WKU  
 9/10 at Army  
 9/17 Baylor  
 9/24 North Texas  
 10/1 at Southern Miss  
 10/8 Open  
 10/15 UTSA  
 10/22 Prairie View A&M  
 10/29 at Louisiana Tech  
 11/5 FAU  
 11/12 at Charlotte  
 11/19 UTEP  
 11/26 at Stanford

## Southern Miss Golden Eagles

9/3 at Kentucky  
 9/10 Savannah St  
 9/17 Troy  
 9/24 at UTEP  
 10/1 Rice  
 10/8 at UTSA  
 10/15 at LSU  
 10/22 Open  
 10/29 Marshall  
 11/5 Charlotte  
 11/12 at Old Dominion  
 11/19 at North Texas  
 11/26 Louisiana Tech

## UTEP Miners

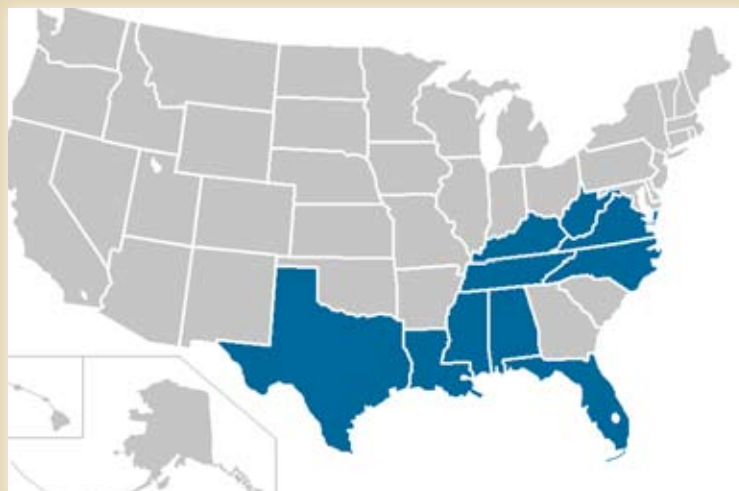
9/3 New Mexico St  
 9/10 at Texas  
 9/17 Army  
 9/24 Southern Miss  
 10/1 at Louisiana Tech  
 10/8 FIU  
 10/15 Open  
 10/22 at UTSA  
 10/29 Old Dominion  
 11/5 Houston Baptist  
 11/12 at FAU  
 11/19 at Rice  
 11/26 North Texas

## UTSA Roadrunners

9/3 Alabama St  
 9/10 at Colorado St  
 9/17 Arizona St  
 9/24 at Old Dominion  
 10/1 Open  
 10/8 Southern Miss  
 10/15 at Rice  
 10/22 UTEP  
 10/29 North Texas  
 11/5 at Middle Tennessee  
 11/12 at Louisiana Tech  
 11/19 at Texas A&M  
 11/26 Charlotte

## WKU Hilltoppers

9/3 at Rice  
 9/10 at Alabama  
 9/17 Miami Oh  
 9/24 Vanderbilt  
 10/1 Houston Baptist  
 10/8 at Louisiana Tech  
 10/15 at Middle Tennessee  
 10/22 Old Dominion  
 10/29 at FAU  
 11/5 FIU  
 11/12 North Texas  
 11/19 Open  
 11/26 at Marshall





# PHIL STEELE'S 2015 POSTSEASON ALL-SBC TEAM

*bold players are returning*

|                  | Conference |     |     | Overall |     |     | STRK |
|------------------|------------|-----|-----|---------|-----|-----|------|
|                  | W-L        | PF  | PA  | W-L     | PF  | PA  |      |
| <b>Sun Belt</b>  |            |     |     |         |     |     |      |
| Arkansas St      | 8-0        | 389 | 220 | 9-4     | 520 | 393 | L1   |
| Appalachian St   | 7-1        | 307 | 165 | 11-2    | 477 | 248 | W4   |
| Georgia Southern | 6-2        | 308 | 182 | 9-4     | 474 | 306 | W1   |
| Georgia St       | 5-3        | 222 | 197 | 6-7     | 350 | 368 | L1   |
| South Alabama    | 3-5        | 211 | 286 | 5-7     | 300 | 447 | L3   |
| Troy             | 3-5        | 250 | 201 | 4-8     | 335 | 339 | W1   |
| New Mexico St    | 3-5        | 251 | 339 | 3-9     | 343 | 540 | L2   |
| Idaho            | 3-5        | 252 | 307 | 4-8     | 364 | 505 | W1   |
| UL Lafayette     | 3-5        | 212 | 247 | 4-8     | 317 | 382 | L4   |
| Texas St         | 2-6        | 180 | 272 | 3-9     | 323 | 470 | L2   |
| ULM              | 1-7        | 162 | 328 | 2-11    | 273 | 475 | W1   |



## 1<sup>st</sup> TEAM

**QB** Nick Arbuckle, Georgia St  
**RB** Larry Rose III, New Mexico St  
**RB** Matt Breida, Georgia Southern  
**WR** Penny Hart, Georgia St  
**WR** Robert Davis, Georgia St  
**WR** Jamal Robinson, UL Lafayette  
**TE** Gerald Everett, South Alabama  
**C\*** Jesse Chapman, Appalachian St  
**OL** Jemar Clark, Arkansas St  
**OL** Colton Jackson, Arkansas St  
**OL** Darien Foreman, Georgia Southern  
**OL** Dalton Bennett, Troy

## 1<sup>st</sup> TEAM

**DL** Ronald Blair, Appalachian St  
**DL** Tyler Roberts, Troy  
**DL** Gerrard Johnson, ULM  
**DL** Chris Stone, Arkansas St  
**LB** Hunter Kissinger, ULM  
**LB** Dominique Tovell, UL Lafayette  
**LB** Joseph Peterson, Georgia St  
**LB** John Law, Appalachian St  
**DB** Montres Kitchens, Troy  
**DB** Rocky Hayes, Arkansas St  
**DB** Antonio Glover, Georgia Southern  
**DB** Latrell Gibbs, Appalahlian St

## 1<sup>st</sup> TEAM

**K** Zach Matics, Appalachian St  
**P** Austin Rehkow, Idaho  
**KR** JD McKissic, Arkansas St  
**PR** Teddy Ruben, Troy

## — OFFENSE —

### 2<sup>nd</sup> TEAM

Fredi Knighten, Arkansas St  
 Marcus Cox, Appalachian St  
 Michael Gordon, Arkansas St  
 Teddy Ruben, Troy  
 Callen Hightower, Idaho  
 Tres Houston, Arkansas St  
 Buck Cowan, Idaho  
 Joseph Scelfo, South Alabama  
 Parker Collins, Appalachian St  
 Davante Harris, Appalachian St  
 Andy Kwon, Georgia Southern  
 Chris May, South Alabama

## — DEFENSE —

### 2<sup>nd</sup> TEAM

Bernard Dawson, Georgia Southern  
 Jay Ellison, Georgia Southern  
 Ja'Von Rolland-Jones, Arkansas St  
 Quinton Bradley, Idaho  
 Blake Dees, South Alabama  
 Xavier Woodson-Luster, Arkansas St  
 Michael Johnson, ULM  
 Antwione Williams, Georgia Southern  
 Tarris Batiste, Georgia St  
 Roman Buchanan, South Alabama  
 Savion Brown, UL Lafayette  
 Cody Brown, Arkansas St

## — SPECIAL TEAMS —

### 2<sup>nd</sup> TEAM

Austin Rehkow, Idaho  
 Wil Lutz, Georgia St  
 Derek Keaton, Georgia Southern  
 Blaise Taylor, Arkansas St

## 3<sup>rd</sup> TEAM

Taylor Lamb, Appalachian St  
 Elijahaa Penny, Idaho  
 Elijah McGuire, UL Lafayette  
 Ajalen Holley, ULM  
 Teldrick Morgan, New Mexico St  
 Marcus Green, ULM  
 Keith Rucker, Georgia St  
 Colby Mitchell, ULM  
 Isaiah Folasalutui, New Mexico St  
 Adrian Bellard, Texas St  
 Ryan Melton, Texas St  
 Antonio Garcia, Troy

## 3<sup>rd</sup> TEAM

Shawanye Lawrence, Georgia St  
 Rashad Dillard, Troy  
 DeMarion Harper, South Alabama  
 Chris Prater, UL Lafayette  
 Khari Lain, Arkansas St  
 Ironhead Gallon, Georgia Southern  
 Otha Peters, UL Lafayette  
 Broc Westlake, Idaho  
 Jeremy Reaves, South Alabama  
 Doug Middleton, Appalachian St  
 Trey Caldwell, ULM  
 Chandon Sullivan, Georgia St

## 3<sup>rd</sup> TEAM

Aleem Sunanon, South Alabama  
 Steven Coutts, UL Lafayette  
 Brandon Smith, Texas St  
 Derek Keaton, Georgia Southern

# The Sunbelt 2016 Schedules

## Appalachian St Mountaineers

9/3 at Tennessee  
 9/10 Old Dominion  
 9/17 Miami  
 9/24 at Akron  
 10/1 Georgia St  
 10/8 Open  
 10/12 at UL Lafayette  
 10/22 Idaho  
 10/27 at Georgia Southern  
 11/5 Texas St  
 11/12 at Troy  
 11/19 ULM  
 11/26 at New Mexico St  
 12/3

## Idaho Vandals

9/1 Montana St (Thur)  
 9/10 at Washington  
 9/17 at Washington St  
 9/24 at UNLV  
 10/1 Troy  
 10/8 at ULM  
 10/15 New Mexico St  
 10/22 at Appalachian St  
 10/29 Open  
 11/5 at UL Lafayette  
 11/12 at Texas St  
 11/19 Open  
 11/26 South Alabama  
 12/3 Georgia St

## Texas St Bobcats

9/3 at Ohio  
 9/10 at Open  
 9/17 Arkansas  
 9/24 Houston  
 10/1 Incarnate Word  
 10/8 at Georgia St  
 10/15 at ULM  
 10/22 UL Lafayette  
 10/29 Open  
 11/5 at Appalachian St  
 11/12 Idaho  
 11/19 at New Mexico St  
 11/26 Troy  
 12/3 Arkansas St

## Arkansas St Red Wolves

9/3 Toledo  
 9/10 at Auburn  
 9/17 at Utah St  
 9/24 Central Arkansas  
 10/1 Open  
 10/5 Georgia Southern (Wed)  
 10/15 South Alabama  
 10/22 Open  
 10/29 ULM  
 11/4 at Georgia St (Fri)  
 11/12 New Mexico St  
 11/17 at Troy (Thur)  
 11/26 at UL Lafayette  
 12/3 at Texas St

## UL Lafayette Ragin' Cajuns

9/3 Boise St  
 9/10 McNeese St  
 9/17 South Alabama  
 9/24 at Tulane  
 10/1 at New Mexico St  
 10/8 Open  
 10/12 Appalachian St (Wed)  
 10/22 at Texas St  
 10/29 Open  
 11/5 Idaho  
 11/12 at Georgia Southern  
 11/19 at Georgia  
 11/26 Arkansas St  
 12/3 at ULM

## Troy Trojans

9/3 Austin Peay  
 9/10 at Clemson  
 9/17 at Southern Miss  
 9/24 New Mexico St  
 10/1 at Idaho  
 10/8 Open  
 10/15 Georgia St  
 10/20 at South Alabama (Thur)  
 10/29 Open  
 11/5 UMass  
 11/12 Appalachian St  
 11/17 Arkansas St (Thur)  
 11/26 at Texas St  
 12/3 at Georgia Southern

## Georgia Southern Eagles

9/3 Savannah St  
 9/10 at South Alabama  
 9/17 ULM  
 9/24 at Western Michigan  
 10/1 Open  
 10/5 at Arkansas St (Wed)  
 10/15 at Georgia Tech  
 10/22 at New Mexico St  
 10/27 Appalachian St (Thur)  
 11/5 at Mississippi  
 11/12 UL Lafayette  
 11/19 at Georgia St  
 11/26 Open  
 12/3 Troy

## New Mexico St Aggies

9/3 at UTEP  
 9/10 New Mexico  
 9/17 at Kentucky  
 9/24 at Troy  
 10/1 UL Lafayette  
 10/8 Open  
 10/15 at Idaho  
 10/22 Georgia Southern  
 10/29 at Texas A&M  
 11/5 Open  
 11/12 at Arkansas St  
 11/19 Texas St  
 11/26 Appalachian St  
 12/3 at South Alabama

## ULM Warhawks

9/3 Southern  
 9/10 at Oklahoma  
 9/17 at Georgia Southern  
 9/24 Open  
 10/1 at Auburn  
 10/8 Idaho  
 10/15 Texas St  
 10/22 at New Mexico  
 10/29 at Arkansas St  
 11/5 South Alabama  
 11/12 at Georgia St  
 11/19 at Appalachian St  
 11/26 Open  
 12/3 UL Lafayette

## Georgia St Panthers

9/2 Ball St (Fri)  
 9/10 at Air Force  
 9/17 at Wisconsin  
 9/24 Open  
 10/1 at Appalachian St  
 10/8 Texas St  
 10/15 at Troy  
 10/22 UT Martin  
 10/29 at South Alabama  
 11/4 Arkansas St (Fri)  
 11/12 ULM  
 11/19 Georgia Southern  
 11/26 Open  
 12/3 at Idaho

## South Alabama Jaguars

9/3 at Mississippi St  
 9/10 Georgia Southern  
 9/17 at UL Lafayette  
 9/24 Micholls St  
 10/1 San Diego St  
 10/8 Open  
 10/15 at Arkansas St  
 10/20 Troy (Thur)  
 10/29 Georgia St  
 11/5 at ULM  
 11/12 Open  
 11/19 at LSU  
 11/26 at Idaho  
 12/3 New Mexico St