

FINAL SCORE



ULM

4-7 (3-4)

16



Troy

9-2 (6-1)

34

November 19, 2022 • Veterans Memorial Stadium (Troy, Alabama)

FINAL STATISTICS

Scoring Summary(Final)
ULM vs. Troy
(11/19/2022 at Troy, Alabama)



ULM (4-7; 3-4) vs. Troy (9-2; 6-1)
 Date: 11/19/2022 • Site: Troy, Alabama • Stadium: Veterans Memorial Stadium
 Attendance: 23864

Score by Quarters	1	2	3	4	Total
ULM	0	3	7	6	16
Troy	3	17	7	7	34

Qtr	Time	Scoring Play	V-H
1st	03:09	TRO - B.Buce 35 yd FG 9-33 3:54	0-3
2nd	11:08	TRO - B.Buce 45 yd FG 11-58 5:35	0-6
2nd	02:04	TRO - D.Billingsley 1 yd TD RUSH (PAT KICK by B.Buce), 6-63 2:46	0-13
2nd	01:51	TRO - A.Showers 13 yd TD FUMB RETURN (PAT KICK by B.Buce),	0-20
2nd	00:00	ULM - C.Sutherland 27 yd FG 11-65 1:51	3-20
3rd	12:00	TRO - K.Vidal 5 yd TD RUSH (PAT KICK by B.Buce), 2-45 0:39	3-27
3rd	07:25	ULM - C.Rogers 12 yd TD RUSH (PAT KICK by C.Sutherland), 11-82 4:35	10-27
4th	08:46	TRO - K.Vidal 5 yd TD RUSH (PAT KICK by B.Buce), 7-54 4:09	10-34
4th	03:14	ULM - C.Rogers 1 yd TD RUSH (PAT PASS attempt FAILED), 14-75 5:32	16-34


Kickoff time: 01:33 PM MST • End of Game: 05:18 PM MST • Total elapsed time: 03:45
 Officials: Referee: Scott Broadway; Umpire: Brandon Ellison; Linesman: Marty Adams;
 Line judge: Matthew Loughren; Back judge: Lance Bobbitt; Field judge: Grant Jackson;
 Side judge: Carl Brinkley; Center judge: Anthony Hayes;
 Temperature: 58 • Wind: 5 south • Weather: sunny

Team Statistics(Final)
ULM vs. Troy
(11/19/2022 at Troy, Alabama)



	ULM	TRO
FIRST DOWNS	18	22
Rushing	7	13
Passing	6	6
Penalty	5	3
NET YARDS RUSHING	83	264
Rushing Attempts	33	43
Average Per Rush	2.5	6.1
Rushing Touchdowns	2	3
Yards Gained Rushing	123	291
Yards Lost Rushing	40	27
NET YARDS PASSING	145	78
Completions-Attempts-Int	17-29-0	10-17-0
Average Per Attempt	5	4.6
Average Per Completion	8.5	7.8
Passing Touchdowns	0	0
TOTAL OFFENSIVE YARDS	228	342
Total offensive plays	62	60
Average Gain Per Play	3.7	5.7
Fumbles: Number-Lost	1-1	0-0
Penalties: Number-Yards	7-52	11-111
PUNTS-YARDS	3-151	2-78
Average Yards Per Punt	50.3	39.0
Net Yards Per Punt	36.0	29.0
Inside 20	1	1
50+ Yards	2	0
Touchbacks	0	1
Fair catch	1	0
KICKOFFS-YARDS	3-125	7-447
Average Yards Per Kickoff	41.7	63.9
Net Yards Per Kickoff	26.3	57.4
Touchbacks	0	4
Punt returns: Number-Yards-TD	0-0-0	2-43-0
Average Per Return	0	21.5
Kickoff returns: Number-Yards-TD	2-46-0	2-45-0
Average Per Return	23	22.5
Interceptions: Number-Yards-TD	0-0-0	0-0-0
Fumble Returns: Number-Yards	0-0	1-13
Miscellaneous Yards	0	0
Possession Time	27:18	32:42
1st Quarter	3:31	11:29
2nd Quarter	8:22	6:38
3rd Quarter	7:12	7:48
4th Quarter	8:13	6:47
Third-Down Conversions	7 of 13	6 of 12
Fourth-Down Conversions	0 of 2	1 of 2
Red Zone Scores-Chances	3 of 3	4 of 4
Touchdowns	2	3
Field Goals	1 of 1	1 of 1
Sacks By: Number-Yards	1-12	5-40
PAT Kicks	1-1	4-4
Field Goals	1 of 1	2 of 2
Points off turnovers	0	0

**Individual Statistics(Final)
ULM vs. Troy
(11/19/2022 at Troy, Alabama)**



ULM

Rushing	No.	Gain	Loss	Net	TD	Lg	Avg
C.Rogers	18	84	40	44	2	20	2.4
M.Jackson	10	32	0	32	0	10	3.2
A.Henry	3	3	0	3	0	2	1
A.Luke	1	3	0	3	0	3	3
B.Mortimer	1	1	0	1	0	1	1
Totals	33	123	40	83	2	20	2.5

Passing	C-A-I	Yds	TD	Long	Sack
TEAM	0-1-0	0	0	0	0
C.Rogers	17-28-0	145	0	34	5
Totals	17-29-0	145	0	34	5

Receiving	No.	Yards	TD	Long	Tgt
A.Henry	3	18	0	7	3
M.Jackson	3	11	0	6	4
F.Lloyd Jr.	2	28	0	17	2
J.Frett	2	21	0	13	3
B.Knight	2	12	0	8	3
W.Derrick	2	8	0	8	2
T.Howell	1	34	0	34	6
Z.Rasmussen	1	9	0	9	1
A.Luke	1	4	0	4	1
D.Wiley	0	0	0	0	2
N.Quinlan	0	0	0	0	1
Totals	17	145	0	34	28

Punting	No.	Yds	Avg	Long	In20	TB
D.McCormick	3	151	50.3	57	1	0
Totals	3	151	50.3	57	1	0

Returns	Punt			Kickoff			Intercept		
	No	Yds	Lg	No	Yds	Lg	No	Yds	Lg
A.Luke	0	0	0	2	46	28	0	0	0
Totals	0	0	0	2	46	28	0	0	0

Field goals	Qtr	Time	Dist	Result
C.Sutherland	2nd	00:00	27 yards	GOOD

Kickoffs	No.	Yards	Avg	TB	OB
C.Sutherland	3	125 yards	41.7	0	0

All-purpose	Run	Rcv	KR	PR	IR/FR	Total
A.Luke	3	4	46	0	0	53
C.Rogers	44	0	0	0	0	44
M.Jackson	32	11	0	0	0	43
T.Howell	0	34	0	0	0	34

Troy

Rushing	No.	Gain	Loss	Net	TD	Lg	Avg
K.Vidal	29	245	3	242	2	40	8.3
D.Billingsley	10	40	2	38	1	10	3.8
G.Watson	3	6	12	-6	0	6	-2
J.Woods	1	0	10	-10	0	0	-10
Totals	43	291	27	264	3	40	6.1

Passing	C-A-I	Yds	TD	Long	Sack
G.Watson	10-17-0	78	0	15	1
Totals	10-17-0	78	0	15	1

Receiving	No.	Yards	TD	Long	Tgt
T.Johnson	6	42	0	15	9
D.Stoudemire	2	21	0	13	2
R.Johnson	1	11	0	11	1
P.Higgins	1	4	0	4	1
D.Lewis	0	0	0	0	3
M.Vice	0	0	0	0	1
Totals	10	78	0	15	17

Punting	No.	Yds	Avg	Long	In20	TB
M.Rivers	2	78	39	44	1	1
Totals	2	78	39.0	44	1	1

Returns	Punt			Kickoff			Intercept		
	No	Yds	Lg	No	Yds	Lg	No	Yds	Lg
J.Woods	0	0	0	2	45	25	0	0	0
T.Johnson	2	43	28	0	0	0	0	0	0
Totals	2	43	28	2	45	25	0	0	0


Field goals	Qtr	Time	Dist	Result
B.Buce	1st	03:09	35 yards	GOOD
B.Buce	2nd	11:08	45 yards	GOOD

Kickoffs	No.	Yards	Avg	TB	OB
B.Buce	4	260 yards	65	3	0
Z.Long	3	187 yards	62.3	1	0

All-purpose	Run	Rcv	KR	PR	IR/FR	Total
K.Vidal	242	0	0	0	0	242
T.Johnson	0	42	0	43	0	85
D.Billingsley	38	0	0	0	0	38
J.Woods	-10	0	45	0	0	35

FUMBLES: ULM- C.Rogers 1-1 . Troy- .

Quarterback Progression
ULM vs. Troy (11/19/2022 at Troy, Alabama)



ULM Quarterback Progression

Rogers, Chandler

17 - 28 61% 145yds 0TD 0INT 104.2RTG

	C-A	Yds		Context	Receiver	Stk
	0-1			3rd and 10 on ULM8 (Q1 09:08)	T.Howell	
+	1-2	7		2nd and 9 on ULM26 (Q1 03:09)	A.Henry	
	1-3			3rd and 2 on ULM33 (Q1 03:09)	B.Knight	
+	2-4	8	1st	2nd and 7 on ULM39 (Q2 11:08)	B.Knight	
+	3-5	3		2nd and 8 on ULM49 (Q2 11:08)	M.Jackson	2
+	4-6	4		2nd and 19 on ULM49 (Q2 11:08)	A.Henry	3
	4-7			4th and 5 on TRO37 (Q2 11:08)	T.Howell	
	4-8			1st and 10 on ULM25 (Q2 02:04)	T.Howell	2
+	5-9	6		1st and 10 on ULM25 (Q2 01:51)	M.Jackson	
	5-10			1st and 15 on ULM31 (Q2 01:51)	J.Frett	
+	6-11	2		2nd and 15 on ULM31 (Q2 01:51)	M.Jackson	
+	7-12	17	1st	3rd and 13 on ULM33 (Q2 00:46)	F.Lloyd Jr.	2
+	8-13	4		2nd and 23 on TRO48 (Q2 01:51)	A.Luke	3
+	9-14	34	1st	3rd and 19 on TRO44 (Q2 01:51)	T.Howell	4
	9-15			1st and 10 on TRO10 (Q2 01:51)		
	9-16			2nd and 10 on TRO10 (Q2 01:51)	T.Howell	2
+	10-17	4		1st and 10 on ULM34 (Q3 15:00)	B.Knight	
+	11-18	8		1st and 10 on ULM18 (Q3 12:00)	J.Frett	2
+	12-19	7	1st	2nd and 2 on ULM26 (Q3 12:00)	A.Henry	3
+	13-20	11	1st	2nd and 8 on ULM35 (Q3 12:00)	F.Lloyd Jr.	4
+	14-21	9		2nd and 14 on ULM42 (Q3 12:00)	Z.Rasmussen	5
+	15-22	13	1st	3rd and 5 on TRO49 (Q3 12:00)	J.Frett	6
	15-23			2nd and 9 on TRO12 (Q3 12:00)	N.Quinlan	
	15-24			3rd and 14 on TRO46 (Q4 15:00)	M.Jackson	2
	15-25			4th and 14 on TRO46 (Q4 15:00)	T.Howell	3
+	16-26	0		1st and 10 on ULM40 (Q4 08:46)	W.Derrick	
+	17-27	8		2nd and 10 on ULM40 (Q4 08:46)	W.Derrick	2
	17-28			1st and 10 on TRO42 (Q4 08:46)	D.Wiley	
	17-29			1st and 10 on TRO17 (Q4 08:46)	D.Wiley	2

Sacked 5 times for 40 yards lost

Lost	Context
-9	1st and 10 on TRO42 (Q2 11:08)
-12	2nd and 10 on ULM25 (FUMBLE LOST) (Q2 02:04)
-8	1st and 10 on TRO35 (Q2 00:37)
-7	3rd and 5 on ULM39 (Q3 15:00)
-4	1st and 10 on ULM46 (Q3 12:00)

Troy Quarterback Progression

Watson, Gunnar


10 - 17 59% 78yds 0TD 0INT 97.4RTG

	C-A	Yds		Context	Receiver	Stk
+	1-1	15	1st	1st and 10 on TRO28 (Q1 15:00)	T.Johnson	
	1-2			1st and 10 on ULM44 (Q1 15:00)	D.Lewis	
+	2-3	4		2nd and 10 on ULM44 (Q1 15:00)	P.Higgins	
	2-4			3rd and 6 on ULM40 (Q1 15:00)	M.Vice	
+	3-5	6	1st	4th and 6 on ULM40 (Q1 15:00)	T.Johnson	
+	4-6	1		2nd and 7 on ULM31 (Q1 15:00)	T.Johnson	2
+	5-7	11	1st	2nd and 8 on ULM48 (Q1 07:03)	R.Johnson	3
	5-8			2nd and 9 on ULM36 (Q1 07:03)	D.Lewis	
+	6-9	13	1st	3rd and 9 on ULM36 (Q1 07:03)	D.Stoudemire	
	6-10			2nd and 12 on ULM25 (Q1 07:03)	D.Lewis	
+	7-11	8		3rd and 12 on ULM25 (Q1 07:03)	T.Johnson	
	7-12			1st and 10 on TRO14 (Q1 01:43)	T.Johnson	
+	8-13	8	1st	3rd and 1 on TRO23 (Q1 01:43)	T.Johnson	
+	9-14	8	1st	3rd and 7 on TRO34 (Q2 15:00)	D.Stoudemire	2
+	10-15	4		2nd and 20 on ULM32 (Q2 13:21)	T.Johnson	3
	10-16			3rd and 16 on ULM28 (Q2 13:21)	T.Johnson	
	10-17			4th and 7 on ULM38 (Q3 07:25)	T.Johnson	2

Sacked 1 time for 12 yards lost

Lost	Context
-12	3rd and 6 on ULM30 (Q1 15:00)

**Defensive Statistics(Final)
ULM vs. Troy
(11/19/2022 at Troy, Alabama)**



#	ULM	Solo	Ast	Total	Sacks-Yds	TFL-Yds	FF	FR-Yds	Int-Yds	BrUp	Blks	QBH
7	C.Vigers	4	8	12	0.0-0	0.0-0	0	0-0	0-0	0	-	0
0	L.Tillery	4	4	8	1.0-12	1.0-12	0	0-0	0-0	0	-	0
9	Z.Woodard	2	6	8	0.0-0	1.5-11	0	0-0	0-0	0	-	0
2	T.Driggers	0	7	7	0.0-0	0.5-2	0	0-0	0-0	1	-	0
5	Q.Ledet	3	4	7	0.0-0	0.5-2	0	0-0	0-0	0	-	0
30	K.Calligan	3	4	7	0.0-0	0.0-0	0	0-0	0-0	0	-	0
44	M.Batton	3	2	5	0.0-0	0.0-0	0	0-0	0-0	1	-	0
10	Q.Drake	0	4	4	0.0-0	0.5-2	0	0-0	0-0	0	-	0
12	K.Snyder	1	2	3	0.0-0	0.5-10	0	0-0	0-0	0	-	1
93	A.Campbell	1	2	3	0.0-0	0.5-2	0	0-0	0-0	0	-	0
1	D.Mayberry	1	1	2	0.0-0	0.0-0	0	0-0	0-0	0	-	0
3	T.Odom	2	0	2	0.0-0	0.0-0	0	0-0	0-0	0	-	0
13	D.Godsey Jr	1	1	2	0.0-0	0.0-0	0	0-0	0-0	0	-	0
91	C.Thomas	0	1	1	0.0-0	0.0-0	0	0-0	0-0	0	-	0
21	H.Smith	0	1	1	0.0-0	0.0-0	0	0-0	0-0	0	-	0
38	M.Gray	0	1	1	0.0-0	0.0-0	0	0-0	0-0	0	-	0
96	C.Webb	1	0	1	0.0-0	0.0-0	0	0-0	0-0	0	-	0
21	J.Johnson	0	0	0	0.0-0	0.0-0	0	0-0	0-0	1	-	0
Totals		26	48	74	1-12	5.0-27	0	0-0	0-0	3	0	1

#	Troy	Solo	Ast	Total	Sacks-Yds	TFL-Yds	FF	FR-Yds	Int-Yds	BrUp	Blks	QBH
8	T.Harris	3	5	8	0.0-0	0.0-0	0	0-0	0-0	0	-	0
4	C.Slocum	1	4	5	0.0-0	0.0-0	0	0-0	0-0	0	-	0
31	D.Pettus	1	4	5	0.0-0	0.0-0	0	0-0	0-0	0	-	0
98	T.Jackson	2	3	5	0.0-0	0.0-0	0	0-0	0-0	0	-	0
34	J.Stringer	3	2	5	0.0-0	0.0-0	0	0-0	0-0	0	-	0
7	K.Robertson	1	3	4	0.0-0	0.0-0	0	0-0	0-0	0	-	0
36	T.Thomas	1	3	4	0.0-0	0.0-0	0	0-0	0-0	0	-	0
11	O.Fletcher	1	2	3	0.0-0	0.0-0	0	0-0	0-0	2	-	0
3	A.Showers	2	1	3	1.0-4	1.0-4	0	1-13	0-0	0	-	0
41	J.Solomon	2	1	3	1.0-8	1.0-8	0	0-0	0-0	0	-	0
5	W.Choloh	1	1	2	1.0-9	1.0-9	0	0-0	0-0	0	-	0
9	R.Jibunor	2	0	2	1.0-7	1.0-7	0	0-0	0-0	0	-	0
18	R.Steward	2	0	2	0.0-0	0.0-0	0	0-0	0-0	1	-	0
52	B.Jones	0	1	1	0.0-0	0.0-0	0	0-0	0-0	0	-	1
21	S.Brown	1	0	1	1.0-12	1.0-12	1	0-0	0-0	0	-	0
23	K.Swanson	0	1	1	0.0-0	0.0-0	0	0-0	0-0	0	-	0
27	J.Butler	0	1	1	0.0-0	0.0-0	0	0-0	0-0	0	-	0
29	R.Steward	0	1	1	0.0-0	0.0-0	0	0-0	0-0	0	-	0
32	P.Lee	1	0	1	0.0-0	0.0-0	0	0-0	0-0	0	-	0
97	A.Pierce	0	1	1	0.0-0	0.0-0	0	0-0	0-0	0	-	0
Totals		24	34	58	5-40	5.0-40	1	1-13	0-0	3	0	1

**Participation Report(Final)
ULM vs. Troy
(11/19/2022 at Troy, Alabama)**



ULM

Pos	##	OFFENSE
WR	2	M.Jackson
WR	4	T.Howell
WR	5	J.Frett
QB	6	C.Rogers
WR	17	B.Knight
OC	55	Z.McGill
OL	58	E.Fisher
OC	59	V.Cutler
OG	66	P.Dunn
OT	74	K.Lewis
TE	82	Z.Rasmussen

Pos	##	DEFENSE
CB	0	L.Tillery
CB	1	D.Mayberry
LB	2	T.Driggers
DT	5	Q.Ledet
LB	9	Z.Woodard
LB	10	Q.Drake
DE	12	K.Snyder
S	21	J.Johnson
S	30	K.Calligan
DT	91	C.Thomas
CB	7	C.Vigers

Troy

Pos	##	OFFENSE
WR	0	R.Johnson
WR	11	D.Stoudemire
WR	15	T.Johnson
QB	18	G.Watson
RB	28	K.Vidal
OL	55	J.Andrews
OL	64	D.Butler
OL	67	G.Betts
OL	74	D.King
OL	79	A.Stidham
TE	89	C.Ollendieck

Pos	##	DEFENSE
S	4	C.Slocum
DT	5	W.Choloh
LB	7	K.Robertson
S	8	T.Harris
DE	9	R.Jibunor
CB	11	O.Fletcher
CB	18	R.Steward
S	31	D.Pettus
DL	52	B.Jones
DE	98	T.Jackson
LB	36	T.Thomas

ULM: 0-F.Lloyd Jr.; 1-A.Henry; 3-I.Phillips; 3-T.Odom; 4-W.Mailei; 8-D.Wiley; 9-A.Luke; 13-D.Godsey Jr; 15-S.Hines; 16-B.Mortimer; 18-C.Mills; 20-J.Riley; 21-H.Smith; 27-C.Norman; 31-C.Sutherland; 32-N.Torres; 33-F.Gardner; 34-D.McCormick; 35-C.Glass; 38-M.Gray; 44-M.Batton; 48-A.Alce; 52-T.Thomas; 76-J.Bruce; 80-W.Derrick; 87-N.Quinlan; 92-J.Smith; 93-A.Campbell; 94-S.Mason; 96-C.Webb; 99-T.Black;

Troy: 0-J.Chatman; 1-E.Culp; 1-J.Woods; 2-D.Lewis; 3-A.Showers; 8-D.Brown; 12-M.Colvin; 13-Z.Williams; 13-B.Buce; 14-C.Ransaw; 16-P.Higgins; 20-D.Billingsley; 21-S.Brown; 21-J.Williams; 23-K.Swanson; 24-D.Taylor; 26-K.Cass; 27-J.Butler; 29-R.Steward; 32-P.Lee; 34-J.Stringer; 41-J.Solomon; 44-M.Rivers; 46-Z.Long; 51-C.Little; 58-L.Self; 63-C.Burt; 77-D.Graham; 84-A.Lewis; 85-E.Shaw; 88-M.Vice; 92-J.Peterson; 97-A.Pierce;

Drive Chart (By Team)(Final)
ULM vs. Troy
(11/19/2022 at Troy, Alabama)




Team	Qtr	Spot	Drive Started		Spot	Drive Ended		Consumed	
			Time	Obtained		Time	How lost	PI-Yds	TOP
ULM	1st	ULM8	09:08	PUNT	ULM8	07:03	PUNT	3 - 0	2:05
ULM	1st	ULM25	03:09	KO	ULM33	01:43	PUNT	3 - 8	1:26
ULM	2nd	ULM25	11:08	KO	TRO37	04:50	DOWNS	10 - 38	6:18
ULM	2nd	ULM25	02:04	KO	ULM13	01:51	FUMB	2 - -12	0:13
ULM	2nd	ULM25	01:51	KO	TRO10	00:00	*FG	11 - 65	1:51
ULM	3rd	ULM34	15:00	KO	ULM32	12:39	PUNT	3 - -2	2:21
ULM	3rd	ULM18	12:00	KO	TRO0	07:25	*TD	11 - 82	4:35
ULM	3rd	ULM38	00:16	DOWNS	TRO46	12:55	DOWNS	5 - 16	2:21
ULM	4th	ULM25	08:46	KO	TRO0	03:14	*TD	14 - 75	5:32
ULM	4th	ULM20	00:36	PUNT	ULM28	0:00	HALF	1 - 8	0:36

ULM	1st Qtr	2nd Qtr	3rd Qtr	4th Qtr	1st Half	2nd Half	Total
Time of possession	3:31	8:22	7:12	8:13	11:53	15:25	27:18
3rd down conversions	0-2	3-4	2-3	2-4	3-6	4-7	7-13
4th down conversions	0-0	0-1	0-0	0-1	0-1	0-1	0-2

Team	Qtr	Spot	Drive Started		Spot	Drive Ended		Consumed	
			Time	Obtained		Time	How lost	PI-Yds	TOP
TRO	1st	TRO28	15:00	KO	ULM42	09:08	PUNT	11 - 30	5:52
TRO	1st	TRO50	07:03	PUNT	ULM17	03:09	*FG	9 - 33	3:54
TRO	1st	TRO14	01:43	PUNT	ULM28	11:08	*FG	11 - 58	5:35
TRO	2nd	TRO37	04:50	DOWNS	ULM0	02:04	*TD	6 - 63	2:46
TRO	3rd	ULM45	12:39	PUNT	ULM0	12:00	*TD	2 - 45	0:39
TRO	3rd	TRO12	07:25	KO	ULM38	00:16	DOWNS	13 - 50	7:09
TRO	4th	TRO46	12:55	DOWNS	ULM0	08:46	*TD	7 - 54	4:09
TRO	4th	ULM46	03:14	KO	ULM44	00:36	PUNT	3 - 2	2:38

Troy	1st Qtr	2nd Qtr	3rd Qtr	4th Qtr	1st Half	2nd Half	Total
Time of possession	11:29	6:38	7:48	6:47	18:07	14:35	32:42
3rd down conversions	3-6	1-2	1-2	1-2	4-8	2-4	6-12
4th down conversions	1-1	0-0	0-1	0-0	1-1	0-1	1-2

Drive Chart (By Quarter)(Final)
ULM vs. Troy
(11/19/2022 at Troy, Alabama)



Team	Qtr	Spot	Drive Started		Spot	Drive Ended		Consumed	
			Time	Obtained		Time	How lost	Pl-Yds	TOP
TRO	1st	TRO28	15:00	KO	ULM42	09:08	PUNT	11 - 30	5:52
ULM	1st	ULM8	09:08	PUNT	ULM8	07:03	PUNT	3 - 0	2:05
TRO	1st	TRO50	07:03	PUNT	ULM17	03:09	*FG	9 - 33	3:54
ULM	1st	ULM25	03:09	KO	ULM33	01:43	PUNT	3 - 8	1:26
TRO	1st	TRO14	01:43	PUNT	ULM28	11:08	*FG	11 - 58	5:35
ULM	2nd	ULM25	11:08	KO	TRO37	04:50	DOWNS	10 - 38	6:18
TRO	2nd	TRO37	04:50	DOWNS	ULM0	02:04	*TD	6 - 63	2:46
ULM	2nd	ULM25	02:04	KO	ULM13	01:51	FUMB	2 - -12	0:13
ULM	2nd	ULM25	01:51	KO	TRO10	00:00	*FG	11 - 65	1:51
ULM	3rd	ULM34	15:00	KO	ULM32	12:39	PUNT	3 - -2	2:21
TRO	3rd	ULM45	12:39	PUNT	ULM0	12:00	*TD	2 - 45	0:39
ULM	3rd	ULM18	12:00	KO	TRO0	07:25	*TD	11 - 82	4:35
TRO	3rd	TRO12	07:25	KO	ULM38	00:16	DOWNS	13 - 50	7:09
ULM	3rd	ULM38	00:16	DOWNS	TRO46	12:55	DOWNS	5 - 16	2:21
TRO	4th	TRO46	12:55	DOWNS	ULM0	08:46	*TD	7 - 54	4:09
ULM	4th	ULM25	08:46	KO	TRO0	03:14	*TD	14 - 75	5:32
TRO	4th	ULM46	03:14	KO	ULM44	00:36	PUNT	3 - 2	2:38
ULM	4th	ULM20	00:36	PUNT	ULM28	0:00	HALF	1 - 8	0:36

Play-by-Play Summary (1st quarter)
ULM vs. Troy (11/19/2022 at Troy, Alabama)



- Start of 1st quarter, clock 15:00. [15:00]

ULM won the toss and has deferred to the second half. TRO will receive and ULM will defend the north goal.

SUTHERLAND, Calum kickoff 62 yards from the ULM35 to the TRO3, WOODS, Jamontez return 25 yards to the TRO28 (VIGERS, Car'lin), clock 15:00.

TRO drive start at 15:00

1-10 TRO28 [NHSG] WATSON, Gunnar pass to the right complete for 15 yards to JOHNSON, Tez caught at the TRO41 and advanced to the TRO43 (DRIGGERS, Tristan;WOODARD, Zack), 1ST DOWN. P

1-10 TRO43 [NHSG] VIDAL, Kimani rush up the middle for a gain of 6 yards to the TRO49 (DRIGGERS, Tristan;CALLIGAN, Keydrain).

2-4 TRO49 [NHSG] VIDAL, Kimani rush to the left for a gain of 1 yard to the TRO50 (MAYBERRY, Duece).

3-3 TRO50 [NHSG] WATSON, Gunnar scrambles up the middle for a gain of 6 yards to the ULM44 (WOODARD, Zack;DRAKE, Quae), 1ST DOWN. R

1-10 ULM44 [NHSG] WATSON, Gunnar pass up the middle incomplete intended for LEWIS, Deyunkrea broken up by JOHNSON, Jabari at the ULM17.

2-10 ULM44 [NHSG] WATSON, Gunnar pass to the right complete for 4 yards to HIGGINS, Peyton to the ULM40 (TILLERY, Lucius).

3-6 ULM40 [NHSG] WATSON, Gunnar pass up the middle incomplete intended for VICE, Michael thrown to the ULM30.

4-6 ULM40 [NHSG] WATSON, Gunnar pass to the left complete for 6 yards to JOHNSON, Tez caught at the ULM35 and advanced to the ULM34 (ODOM, Tre), 1ST DOWN. P

1-10 ULM34 [NHSG] VIDAL, Kimani rush to the left for a gain of 3 yards to the ULM31 (VIGERS, Car'lin;CAMPBELL, Anthony).

2-7 ULM31 [NHSG] WATSON, Gunnar pass to the right complete for 1 yard to JOHNSON, Tez caught at the ULM32 and advanced to the ULM30, End of Play.

3-6 ULM30 [NHSG] WATSON, Gunnar sacked for a loss of 12 yards at the ULM42 (TILLERY, Lucius).

4-18 ULM42 RIVERS, Mike punt 34 yards to the ULM8 downed by SWANSON, Keyshawn, clock 09:08. [09:08]

Drive Summary: 11 plays, 30 yards, 5:52

ULM drive start at 09:08

1-10 ULM8 [SG] QB Keeper ROGERS, Chandler rush up the middle for a gain of 3 yards to the ULM11 (JACKSON, T.J.).

2-7 ULM11 JACKSON, Malik rush to the right for a gain of 2 yards to the ULM13 (FLETCHER, O'shai). PENALTY ULM Holding on FRETT, Jevin enforced half the distance from the goal, 5 yards from the ULM11 to the ULM6 [SG]. NO PLAY (replay the down).

2-12 ULM6 [SG] JACKSON, Malik rush to the left for a gain of 2 yards to the ULM8 (JIBUNOR, Richard).

3-10 ULM8 [SG] ROGERS, Chandler pass to the left incomplete intended for HOWELL, Tyrone broken up by STEWARD, Reddy at the ULM20.

4-10 ULM8 MCCORMICK, Devyn punt 57 yards to the TRO35, JOHNSON, Tez return 15 yards to the TRO50, out of bounds, clock 07:03. [07:03]

Drive Summary: 3 plays, 0 yards, 2:05

TRO drive start at 07:03

1-10 TRO50 [NHSG] VIDAL, Kimani rush to the right for a gain of 2 yards to the ULM48 (LEDET, Quincy).

2-8 ULM48 [NHSG] WATSON, Gunnar pass to the left complete for 11 yards to JOHNSON, RaJae' caught at the ULM40 and advanced to the ULM37 (CALLIGAN, Keydrain;VIGERS, Car'lin), 1ST DOWN. P

1-10 ULM37 [NHSG] VIDAL, Kimani rush up the middle for a gain of 1 yard to the ULM36 (LEDET, Quincy;WOODARD, Zack).

2-9 ULM36 [NHSG] WATSON, Gunnar pass to the right incomplete intended for LEWIS, Deyunkrea thrown to the ULM34.

3-9 ULM36 [NHSG] WATSON, Gunnar pass up the middle complete for 13 yards to STOUDEMIRE, Deshon to the ULM23 (CALLIGAN, Keydrain), 1ST DOWN. P

1-10 ULM23 [NH] VIDAL, Kimani rush to the left for a loss of 2 yards to the ULM25 (LEDET, Quincy;DRIGGERS, Tristan).

2-12 ULM25 [NHSG] WATSON, Gunnar pass to the left incomplete intended for LEWIS, Deyunkrea broken up by DRIGGERS, Tristan at the ULM20.

3-12 ULM25 [NHSG] WATSON, Gunnar pass up the middle complete for 8 yards to JOHNSON, Tez caught at the ULM18 and advanced to the ULM17 (CALLIGAN, Keydrain).

4-4 ULM17 BUCE, Brooks field goal attempt from 35 yards GOOD [kick was spotted at ULM25], clock 03:09. [03:09]

ULM 0, TROY 3

Drive Summary: 9 plays, 33 yards, 3:54

BUCE, Brooks kickoff 65 yards from the TRO35 to the ULM0, Touchback , clock 03:09.

ULM drive start at 03:09

- 1-10 ULM25 [SG] ROGERS, Chandler scrambles to the right for a gain of 1 yard to the ULM26, End of Play.
 - 2-9 ULM26 [SG] ROGERS, Chandler pass to the right complete for 7 yards to HENRY, Andrew caught at the ULM26 and advanced to the ULM33 (JACKSON, T.J.;FLETCHER, O'shai).
 - 3-2 ULM33 [SG] ROGERS, Chandler pass to the right incomplete dropped by KNIGHT, Boogie thrown to the ULM35.
 - 4-2 ULM33 MCCORMICK, Devyn punt 53 yards to the TRO14, fair catch by LACEY, Orlando, clock 01:43. [01:43]
- Drive Summary: 3 plays, 8 yards, 1:26*
-

TRO drive start at 01:43

- 1-10 TRO14 [SG] WATSON, Gunnar pass to the right incomplete intended for JOHNSON, Tez thrown to the TRO29.
- 2-10 TRO14 [SG] BILLINGSLEY, DK rush to the left for a gain of 9 yards to the TRO23 (BATTON, Michael;CALLIGAN, Keydrain).
- 3-1 TRO23 [SG] WATSON, Gunnar pass to the right complete for 8 yards to JOHNSON, Tez caught at the TRO26 and advanced to the TRO31 (TILLERY, Lucius;DRAKE, Quae), 1ST DOWN. P
- 1-10 TRO31 [SG] WATSON, Gunnar scrambles up the middle for no gain to the TRO31 (SNYDER, Kenard;LEDET, Quincy), clock 00:00. [00:00]
- End of 1st quarter, clock 0:00. [0:00]

END OF 1ST QUARTER: ULM 0, TROY 3

Quarter Summary	Score	Time Poss	1st Downs				Conversions		Rushing	Passing	Penalties
			R	P	X	T	3rd	4th			
ULM	0	3:31	0	0	0	0	0-2	0-0	3-6	1-3-0-7	1-5
Troy	3	11:29	1	5	0	6	3-6	1-1	10-14	8-13-0-66	0-0

Quickie Statistics (1st Quarter only)
ULM vs. Troy (11/19/2022 at Troy, Alabama)



	ULM	TRO
Score	0	3
FIRST DOWNS	0	6
RUSHES-YARDS (NET)	3-6	10-14
PASSING-YARDS (NET)	7	66
Passes Att-Comp-Int	3-1-0	13-8-0
TOTAL OFFENSE PLAYS-YARDS	6-13	23-80
Fumble Returns-Yards	0-0	0-0
Punt Returns-Yards	0-0	1-15
Kickoff Returns-Yards	0-0	1-25
Interception Returns-Yards	0-0	0-0
Punts (Number-Avg)	2-55.0	1-34.0
Fumbles-Lost	0-0	0-0
Penalties-Yards	1-5	0-0
Possession Time	3:31	11:29
Third-Down Conversions	0-2	3-6
Fourth-Down Conversions	0-0	1-1

ULM

Rushing	No.	Gain	Loss	Net	TD	Avg	Lg
C.Rogers	2	4	0	4	0	2	3
M.Jackson	1	2	0	2	0	2	2

Passing	C-A-I	Yds	TD	Lg	Sack
C.Rogers	1-3-0	7	0	7	0

Receiving	No.	Yards	TD	Tgt	Lg
A.Henry	1	7	0	1	7

Punting	No.	Yds	Avg	Lng	In20	TB
D.McCormick	2	110	55.0	57	0	0

Punt Returns	No.	Yards	TD	Lg

Kick Returns	No.	Yards	TD	Lg

Tackles	UA-A	Total	Sacks	TFL
K.Calligan	2-3	3.5	0.0	0.0
L.Tillery	2-1	2.5	1.0	1.0
Q.Ledet	1-3	2.5	0.0	1.0
C.Vigers	1-2	2.0	0.0	0.0
T.Driggers	0-3	1.5	0.0	1.0
Z.Woodard	0-3	1.5	0.0	0.0
D.Mayberry	1-0	1.0	0.0	0.0
Q.Drake	0-2	1.0	0.0	0.0

Troy

Rushing	No.	Gain	Loss	Net	TD	Avg	Lg
K.Vidal	6	13	-2	11	0	1.8	6
D.Billingsley	1	9	0	9	0	9	9
G.Watson	2	6	0	6	0	3	6

Passing	C-A-I	Yds	TD	Lg	Sack
G.Watson	8-13-0	54	0	15	1

Receiving	No.	Yards	TD	Tgt	Lg
T.Johnson	5	38	0	6	15
D.Stoudemire	1	13	0	1	13
R.Johnson	1	11	0	1	11
P.Higgins	1	4	0	1	4

Punting	No.	Yds	Avg	Lng	In20	TB
M.Rivers	1	34	34.0	34	0	0


Punt Returns	No.	Yards	TD	Lg
T.Johnson	1	15	0	15

Kick Returns	No.	Yards	TD	Lg
J.Woods	1	25	0	25

Tackles	UA-A	Total	Sacks	TFL
T.Jackson	1-1	1.5	0.0	0.0
R.Jibunor	1-0	1.0	0.0	0.0
O.Fletcher	0-1	0.5	0.0	0.0

Qtr	Time	Scoring Play	V-H
1st	03:09	TRO - B.Buce 35 yd FG 9-33 3:54	0-3

Play-by-Play Summary (2nd quarter)
ULM vs. Troy (11/19/2022 at Troy, Alabama)



- Start of 2nd quarter, clock 15:00. [15:00]
- 2-10 TRO31 [SG] BILLINGSLEY, DK rush to the right for a gain of 3 yards to the TRO34 (LEDET, Quincy;THOMAS, Caleb).
- 3-7 TRO34 [SG] WATSON, Gunnar pass up the middle complete for 8 yards to STOUDEMIRE, Deshon caught at the TRO41 and advanced to the TRO42 (DRIGGERS, Tristan;GODSEY JR, David), 1ST DOWN. P
- 1-10 TRO42 [NHSG] VIDAL, Kimani rush to the left for a gain of 31 yards to the ULM27, End of Play, 1ST DOWN, clock 13:33. PENALTY TRO Holding on ROSS, Devonte enforced 10 yards from the end of the play at the ULM27 to the ULM37 and results in a 1ST DOWN. [13:33] R
- 1-10 ULM37 WATSON, Gunnar pass to the right intercepted by VIGERS, Car'lin at the ULM30 intended for JOHNSON, Tez. Vigers return for 0 yards to the ULM30, End of Play, clock 13:21. PENALTY ULM Unnecessary Roughness on SNYDER, Kenard enforced 15 yards from the ULM37 to the ULM22 and results in automatic 1ST DOWN [NHSG]. NO PLAY (replay the down). [13:21] E
- 1-10 ULM22 [NHSG] WOODS, Jamontez rush up the middle for a loss of 10 yards to the ULM32 (WOODARD, Zack;SNYDER, Kenard).
- 2-20 ULM32 [SG] WATSON, Gunnar pass to the right complete for 4 yards to JOHNSON, Tez to the ULM28; QB hurried by SNYDER, Kenard (GODSEY JR, David).
- 3-16 ULM28 [SG] WATSON, Gunnar pass to the right incomplete intended for JOHNSON, Tez thrown to the ULM14.
- 4-16 ULM28 BUCE, Brooks field goal attempt from 45 yards GOOD [kick was spotted at ULM35], clock 11:08. [11:08]**

ULM 0, TROY 6

BUCE, Brooks kickoff 65 yards from the TRO35 to the ULM0, Touchback , clock 11:08.

ULM drive start at 11:08

- 1-10 ULM25 [SG] JACKSON, Malik rush up the middle for a gain of 1 yard to the ULM26 (HARRIS, TJ;SHOWERS, Antonio).
- 2-9 ULM26 ROGERS, Chandler scrambles to the right for no gain, ROGERS, Chandler fumbled at ULM26 forced by STEWARD, Reddy out of bounds to the ULM26. PENALTY TRO Holding on HARRIS, TJ enforced 10 yards from the ULM26 to the ULM36 and results in automatic 1ST DOWN [SG]. NO PLAY (replay the down). E
- 1-10 ULM36 [NHSG] LUKE, Alred rush to the right for a gain of 3 yards to the ULM39 (HARRIS, TJ).
- 2-7 ULM39 [NHSG] ROGERS, Chandler pass to the left complete for 8 yards to KNIGHT, Boogie caught at the ULM36 and advanced to the ULM47 (SLOCUM, Craig;SWANSON, Keyshawn), 1ST DOWN. P
- 1-10 ULM47 [NHSG] JACKSON, Malik rush up the middle for a gain of 2 yards to the ULM49 (STRINGER, Jordan).
- 2-8 ULM49 [NHSG] ROGERS, Chandler pass to the right complete for 3 yards to JACKSON, Malik caught at the ULM46 and advanced to the TRO48 (HARRIS, TJ).
- 3-5 TRO48 [NHSG] ROGERS, Chandler scrambles up the middle for a gain of 6 yards to the TRO42, End of Play, 1ST DOWN. R
- 1-10 TRO42 [NHSG] ROGERS, Chandler sacked for a loss of 9 yards at the ULM49 (CHOLOH, Will).
- 2-19 ULM49 [NHSG] ROGERS, Chandler pass to the right complete for 4 yards to HENRY, Andrew caught at the ULM44 and advanced to the TRO47, out of bounds.
- 3-15 TRO47 [NHSG] QB Keeper ROGERS, Chandler rush to the left for a gain of 10 yards to the TRO37, out of bounds.
- 4-5 TRO37 [NHSG] ROGERS, Chandler pass to the left incomplete intended for HOWELL, Tyrone thrown to the TRO13; ULM turnover on downs, clock 04:50. [04:50]

Drive Summary: 10 plays, 38 yards, 6:18

TRO drive start at 04:50

- 1-10 TRO37 [SG] VIDAL, Kimani rush to the left for a gain of 8 yards to the TRO45 (WOODARD, Zack;DRAKE, Quae).
- 2-2 TRO45 [SG] VIDAL, Kimani rush up the middle for a gain of 16 yards to the ULM39 (CALLIGAN, Keydrain), 1ST DOWN. R
- 1-10 ULM39 [SG] VIDAL, Kimani rush up the middle for a gain of 12 yards to the ULM27 (TILLERY, Lucius), 1ST DOWN. R
- 1-10 ULM27 [NH] VIDAL, Kimani rush up the middle for a gain of 7 yards to the ULM20 (VIGERS, Car'lin;CALLIGAN, Keydrain).
- 2-3 ULM20 [NH] VIDAL, Kimani rush up the middle for a gain of 19 yards to the ULM1 (DRIGGERS, Tristan;MAYBERRY, Duece), 1ST DOWN. R
- 1-1 ULM1 PENALTY ULM Offsides on THOMAS, Caleb enforced half the distance from the goal, 0 yards from the ULM1 to the ULM1.
- 1-1 ULM1 BILLINGSLEY, DK rush up the middle for a gain of 1 yard to the ULM0, TOUCHDOWN TRO, clock 02:04 (Scoring play confirmed). [02:04]**
- 1-3 ULM3 BUCE, Brooks PAT kick attempt is good.**

ULM 0, TROY 13

Drive Summary: 6 plays, 63 yards, 2:46

LONG, Zach kickoff 63 yards from the TRO35 to the ULM2, fair catch by LUKE, Alred , clock 02:04.

ULM drive start at 02:04

- 1-10 ULM25 [NHSG] ROGERS, Chandler pass up the middle incomplete intended for HOWELL, Tyrone thrown to the ULM29.
- 2-10 ULM25 [NHSG] ROGERS, Chandler sacked for a loss of 12 yards at the ULM13, fumble on the sack (forced by BROWN, Shakerl), recovered by TRO SHOWERS, Antonio at the ULM13, returned 13 yards to the ULM0, TOUCHDOWN TRO, clock 01:51 (Scoring play confirmed). [01:51]
- 1-3 ULM3 BUCE, Brooks PAT kick attempt is good.

ULM 0, TROY 20

Drive Summary: 2 plays, -12 yards, 0:13

LONG, Zach kickoff 65 yards from the TRO35 to the ULM0, Touchback , clock 01:51.

ULM drive start at 01:51

- 1-10 ULM25 [NHSG] ROGERS, Chandler pass up the middle complete for 6 yards to JACKSON, Malik caught at the ULM30 and advanced to the ULM31 (STEWARD, Reddy).
- 2-4 ULM31 [NHSG] ROGERS, Chandler scrambles up the middle for a gain of 5 yards to the ULM36 (THOMAS, Terry), 1ST DOWN. R
- 1-10 ULM36 PENALTY Before the snap, ULM False Start on FRETT, Jevin enforced 5 yards from the ULM36 to the ULM31.
- 1-15 ULM31 [NHSG] ROGERS, Chandler pass to the right incomplete intended for FRETT, Jevin broken up by FLETCHER, O'shai at the TRO39.
- 2-15 ULM31 [NHSG] ROGERS, Chandler pass to the left complete for 2 yards to JACKSON, Malik caught at the ULM26 and advanced to the ULM33 (ROBERTSON, KJ). [00:46]
- 3-13 V33 Timeout ULM, clock 00:46. [00:46]
- 3-13 ULM33 [NHSG] ROGERS, Chandler pass up the middle complete for 17 yards to LLOYD JR., Fred caught at the ULM46 and advanced to the ULM50 (THOMAS, Terry;HARRIS, TJ), 1ST DOWN. [00:37] P
- 1-10 V50 Timeout ULM, clock 00:37. [00:37]
- 1-10 ULM50 ROGERS, Chandler pass to the left incomplete intended for MORTIMER, Bugs broken up by STEWARD, Reddy at the TRO17. PENALTY TRO Unnecessary Roughness on STEWARD, Reddy enforced 15 yards from the ULM50 to the TRO35 and results in automatic 1ST DOWN [NHSG]. NO PLAY (replay the down). E
- 1-10 TRO35 [NHSG] ROGERS, Chandler sacked for a loss of 8 yards at the TRO43 (SOLOMON, Javon). [01:51]
- 2-18 H43 Timeout ULM, clock 01:51. [01:51]
- 2-18 TRO43 PENALTY Before the snap, ULM False Start on CUTLER, Victor enforced 5 yards from the TRO43 to the TRO48.
- 2-23 TRO48 [NHSG] ROGERS, Chandler pass to the right complete for 4 yards to LUKE, Alred to the TRO44, out of bounds.
- 3-19 TRO44 [NHSG] ROGERS, Chandler pass up the middle complete for 34 yards to HOWELL, Tyrone caught at the TRO19 and advanced to the TRO10 (SLOCUM, Craig;PETTUS, Dell), 1ST DOWN. P
- 1-10 TRO10 [NHSG] ROGERS, Chandler pass spiked, incomplete. Clock stopped.
- 2-10 TRO10 [NHSG] ROGERS, Chandler pass to the right incomplete intended for HOWELL, Tyrone broken up by FLETCHER, O'shai at the TRO0.
- 3-10 TRO10 SUTHERLAND, Calum field goal attempt from 27 yards GOOD [kick was spotted at TRO17], clock 00:00. [00:00]

ULM 3, TROY 20

Drive Summary: 11 plays, 65 yards, 1:51

- End of first half, clock 0:00. [0:00]

END OF 2ND QUARTER: ULM 3, TROY 20

Quarter Summary	Score	Time Poss	1st Downs				Conversions		Rushing	Passing	Penalties
			R	P	X	T	3rd	4th			
ULM	3	8:22	2	3	2	7	3-4	0-1	9--2	8-13-0-78	4-25
Troy	17	6:38	4	1	2	7	1-2	0-0	9-87	2-3-0-12	3-35

Quickie Statistics (Halftime Cumulative)
ULM vs. Troy (11/19/2022 at Troy, Alabama)



	ULM	TRO
Score	3	20
FIRST DOWNS	7	13
RUSHES-YARDS (NET)	12-4	19-101
PASSING-YARDS (NET)	85	78
Passes Att-Comp-Int	16-9-0	16-10-0
TOTAL OFFENSE PLAYS-YARDS	28-89	35-179
Fumble Returns-Yards	0-0	1-13
Punt Returns-Yards	0-0	1-15
Kickoff Returns-Yards	0-0	1-25
Interception Returns-Yards	0-0	0-0
Punts (Number-Avg)	2-55.0	1-34.0
Fumbles-Lost	1-1	0-0
Penalties-Yards	5-30	3-35
Possession Time	11:53	18:07
Third-Down Conversions	3-6	4-8
Fourth-Down Conversions	0-1	1-1

ULM

Rushing	No.	Gain	Loss	Net	TD	Lg	Avg
C.Rogers	5	25	0	25	0	10	5
M.Jackson	3	5	0	5	0	2	1.7
A.Luke	1	3	0	3	0	3	3

Passing	C-A-I	Yds	TD	Lg	Sack
C.Rogers	9-16-0	56	1	34	2

Receiving	No.	Yds	TD	Tgt	Lg
A.Henry	2	11	0	2	7
M.Jackson	3	11	0	3	6
F.Lloyd Jr.	1	17	0	1	17
J.Frett	0	0	0	1	

Punting	No.	Yds	Avg	Lg	In20	TB
D.McCormick	2	110	55.0	57	0	0

Punt Returns	No.	Yards	TD	Lg

Kick Returns	No.	Yards	TD	Lg
A.Luke	1	23	0	23

Tackles	UA-A	Total	Sacks	TFL
K.Calligan	3-4	5.0	0.0	0.0
L.Tillery	3-1	3.5	1.0	1.0
Q.Ledet	1-4	3.0	0.0	1.0
T.Driggers	0-5	2.5	0.0	1.0
Z.Woodard	0-5	2.5	0.0	1.0
C.Vigers	1-3	2.5	0.0	0.0
D.Mayberry	1-1	1.5	0.0	0.0
Q.Drake	0-3	1.5	0.0	0.0

Troy

Rushing	No.	Gain	Loss	Net	TD	Lg	Avg
K.Vidal	12	106	-2	104	0	31	8.7
D.Billingsley	3	13	0	13	1	9	4.3
G.Watson	2	6	0	6	0	6	3
J.Woods	1	0	-10	-10	0		-10

Passing	C-A-I	Yds	TD	Lg	Sack
G.Watson	10-16-0	66	0	15	1

Receiving	No.	Yds	TD	Tgt	Lg
T.Johnson	6	42	0	8	15
D.Stoudemire	2	21	0	2	13
R.Johnson	1	11	0	1	11
P.Higgins	1	4	0	1	4

Punting	No.	Yds	Avg	Lg	In20	TB
M.Rivers	1	34	34.0	34	0	0


Punt Returns	No.	Yards	TD	Lg
T.Johnson	1	15	0	15

Kick Returns	No.	Yards	TD	Lg
J.Woods	1	25	0	25

Tackles	UA-A	Total	Sacks	TFL
T.Harris	2-2	3.0	0.0	0.0
T.Jackson	1-1	1.5	0.0	0.0
T.Thomas	1-1	1.5	0.0	0.0
C.Slocum	0-2	1.0	0.0	0.0
W.Choloh	1-0	1.0	1.0	1.0
K.Robertson	1-0	1.0	0.0	0.0
R.Jibunor	1-0	1.0	0.0	0.0
R.Steward	1-0	1.0	0.0	0.0

Qtr	Time	Scoring Play	V-H
1st	03:09	TRO - B.Buce 35 yd FG 9-33 3:54	0-3
2nd	11:08	TRO - B.Buce 45 yd FG 11-58 5:35	0-6
2nd	02:04	TRO - D.Billingsley 1 yd TD RUSH (KICK by B.Buce), 6-63 2:46	0-13
2nd	01:51	TRO - A.Showers 13 yd TD FUMB (KICK by B.Buce),	0-20
2nd	00:00	ULM - C.Sutherland 27 yd FG 11-65 1:51	3-20

Quickie Statistics (2nd Quarter only)
ULM vs. Troy (11/19/2022 at Troy, Alabama)



	ULM	TRO
Score	3	17
FIRST DOWNS	7	7
RUSHES-YARDS (NET)	9--2	9-87
PASSING-YARDS (NET)	78	12
Passes Att-Comp-Int	13-8-0	3-2-0
TOTAL OFFENSE PLAYS-YARDS	22-76	12-99
Fumble Returns-Yards	0-0	1-13
Punt Returns-Yards	0-0	0-0
Kickoff Returns-Yards	0-0	0-0
Interception Returns-Yards	0-0	0-0
Punts (Number-Avg)	0-0	0-0
Fumbles-Lost	1-1	0-0
Penalties-Yards	4-25	3-35
Possession Time	8:22	6:38
Third-Down Conversions	3-4	1-2
Fourth-Down Conversions	0-1	0-0

ULM

Rushing	No.	Gain	Loss	Net	TD	Avg	Lg
C.Rogers	3	21	0	21	0	7	10
M.Jackson	2	3	0	3	0	1.5	2
A.Luke	1	3	0	3	0	3	3

Passing	C-A-I	Yds	TD	Lg	Sack
C.Rogers	8-13-0	49	1	34	2

Receiving	No.	Yards	TD	Tgt	Lg
A.Henry	1	4	0	1	4
M.Jackson	3	11	0	3	6
F.Lloyd Jr.	1	17	0	1	17
J.Frett	0	0	0	1	

Punting	No.	Yds	Avg	Lng	In20	TB
---------	-----	-----	-----	-----	------	----

Punt Returns	No.	Yards	TD	Lg
--------------	-----	-------	----	----

Kick Returns	No.	Yards	TD	Lg
A.Luke	1	23	0	23

Tackles	UA-A	Total	Sacks	TFL
K.Calligan	1-1	1.5	0.0	0.0
D.Godsey Jr	1-1	1.5	0.0	0.0
L.Tillery	1-0	1.0	0.0	0.0
T.Driggers	0-2	1.0	0.0	0.0
Z.Woodard	0-2	1.0	0.0	1.0
D.Mayberry	0-1	0.5	0.0	0.0
Q.Ledet	0-1	0.5	0.0	0.0
Q.Drake	0-1	0.5	0.0	0.0

Troy

Rushing	No.	Gain	Loss	Net	TD	Avg	Lg
K.Vidal	6	93	0	93	0	15.5	31
D.Billingsley	2	4	0	4	1	2	3
J.Woods	1	0	-10	-10	0	-10	

Passing	C-A-I	Yds	TD	Lg	Sack
G.Watson	2-3-0	12	0	8	0

Receiving	No.	Yards	TD	Tgt	Lg
T.Johnson	1	4	0	2	4
D.Stoudemire	1	8	0	1	8

Punting	No.	Yds	Avg	Lng	In20	TB
---------	-----	-----	-----	-----	------	----

Punt Returns	No.	Yards	TD	Lg
--------------	-----	-------	----	----

Kick Returns	No.	Yards	TD	Lg
--------------	-----	-------	----	----

Tackles	UA-A	Total	Sacks	TFL
T.Harris	2-2	3.0	0.0	0.0
T.Thomas	1-1	1.5	0.0	0.0
C.Slocum	0-2	1.0	0.0	0.0
W.Choloh	1-0	1.0	1.0	1.0
K.Robertson	1-0	1.0	0.0	0.0
R.Steward	1-0	1.0	0.0	0.0
S.Brown	1-0	1.0	1.0	1.0
R.Steward	1-0	1.0	0.0	0.0

Qtr	Time	Scoring Play	V-H
2nd	11:08	TRO - B.Buce 45 yd FG 11-58 5:35	0-6
2nd	02:04	TRO - D.Billingsley 1 yd TD RUSH (KICK by B.Buce), 6-63 2:46	0-13
2nd	01:51	TRO - A.Showers 13 yd TD FUMB (KICK by B.Buce),	0-20
2nd	00:00	ULM - C.Sutherland 27 yd FG 11-65 1:51	3-20

Play-by-Play Summary (3rd quarter)
ULM vs. Troy (11/19/2022 at Troy, Alabama)



At the start of the second half, ULM will receive and TRO will defend the north goal.

Start of 3rd quarter, clock 15:00. [15:00]

LONG, Zach kickoff 59 yards from the TRO35 to the ULM6, LUKE, Alred return 28 yards to the ULM34 (LEE, Phillip), clock 15:00.

ULM drive start at 15:00

- 1-10 ULM34 [SG] ROGERS, Chandler pass to the right complete for 4 yards to KNIGHT, Boogie caught at the ULM30 and advanced to the ULM38 (ROBERTSON, KJ;JACKSON, T.J.).
- 2-6 ULM38 [SG] HENRY, Andrew rush up the middle for a gain of 1 yard to the ULM39 (ROBERTSON, KJ;HARRIS, TJ).
- 3-5 ULM39 [SG] ROGERS, Chandler sacked for a loss of 7 yards at the ULM32 (JIBUNOR, Richard).
- 4-12 ULM32 MCCORMICK, Devyn punt 41 yards to the TRO27, JOHNSON, Tez return 28 yards to the ULM45, out of bounds, clock 12:39. [12:39]

Drive Summary: 3 plays, -2 yards, 2:21

TRO drive start at 12:39

- 1-10 ULM45 VIDAL, Kimani rush up the middle for a gain of 40 yards to the ULM5 (TILLERY, Lucius;VIGERS, Car'lin), 1ST DOWN. R
- 1-5 ULM5 VIDAL, Kimani rush up the middle for a gain of 5 yards to the ULM0, TOUCHDOWN TRO, clock 12:00 (Scoring play confirmed). [12:00]
- 1-3 ULM3 BUCE, Brooks PAT kick attempt is good.

ULM 3, TROY 27

Drive Summary: 2 plays, 45 yards, 0:39

BUCE, Brooks kickoff 65 yards from the TRO35 to the ULM0, LUKE, Alred return 18 yards to the ULM18 (STEWART, Rorrick;BUTLER, John), clock 12:00.

ULM drive start at 12:00

- 1-10 ULM18 [SG] ROGERS, Chandler pass to the left complete for 8 yards to FRETT, Jevin to the ULM26 (FLETCHER, O'shai).
- 2-2 ULM26 [SG] ROGERS, Chandler pass to the right complete for 7 yards to HENRY, Andrew caught at the ULM24 and advanced to the ULM33 (PETTUS, Dell;HARRIS, TJ), 1ST DOWN. P
- 1-10 ULM33 [SG] HENRY, Andrew rush up the middle for a gain of 2 yards to the ULM35 (SOLOMON, Javon).
- 2-8 ULM35 [SG] ROGERS, Chandler pass to the left complete for 11 yards to LLOYD JR., Fred caught at the ULM43 and advanced to the ULM46 (PETTUS, Dell), 1ST DOWN. P
- 1-10 ULM46 [SG] ROGERS, Chandler sacked for a loss of 4 yards at the ULM42 (SHOWERS, Antonio).
- 2-14 ULM42 [SG] ROGERS, Chandler pass to the right complete for 9 yards to RASMUSSEN, Zach caught at the ULM45 and advanced to the TRO49 (STRINGER, Jordan).
- 3-5 TRO49 [SG] ROGERS, Chandler pass up the middle complete for 13 yards to FRETT, Jevin caught at the TRO40 and advanced to the TRO36 (HARRIS, TJ;FLETCHER, O'shai), 1ST DOWN. P
- 1-10 TRO36 [SG] ROGERS, Chandler scrambles up the middle for a gain of 8 yards to the TRO28 (JACKSON, T.J.).
- 2-2 TRO28 ROGERS, Chandler pass to the left incomplete intended for FRETT, Jevin thrown to the TRO0. PENALTY TRO Pass Interference on FLETCHER, O'shai enforced half the distance from the goal, 15 yards to the TRO13 and results in automatic 1ST DOWN [SG]. NO PLAY (replay the down). E
- 1-10 TRO13 [SG] MORTIMER, Bugs rush to the left for a gain of 1 yard to the TRO12 (SHOWERS, Antonio).
- 2-9 TRO12 [SG] ROGERS, Chandler pass to the right incomplete dropped by QUINLAN, Nolan thrown to the TRO5.
- 3-9 TRO12 [SG] ROGERS, Chandler scrambles up the middle for a gain of 12 yards to the TRO0, 1ST DOWN, TOUCHDOWN ULM, clock 07:25 (Scoring play confirmed). [07:25] R
- 1-10 TRO3 SUTHERLAND, Calum PAT kick attempt is good.

ULM 10, TROY 27

Drive Summary: 11 plays, 82 yards, 4:35

SUTHERLAND, Calum kickoff 63 yards from the ULM35 to the TRO2, WOODS, Jamontez return 20 yards to the TRO22 (GRAY, Markeegan;SMITH, Hunter), clock 07:25. PENALTY TRO Holding on CRAWFORD, Carlross enforced half the distance from the goal, 1 yards after the change of possession from the end of the play at the TRO2 to the TRO1.

TRO drive start at 07:25

- 1-10 TRO12 [NH] VIDAL, Kimani rush up the middle for a gain of 2 yards to the TRO14 (VIGERS, Car'lin;BATTON, Michael).

- 2-8 TRO14 [NH] VIDAL, Kimani rush up the middle for a gain of 5 yards to the TRO19 (LEDET, Quincy).
 3-3 TRO19 [NH] VIDAL, Kimani rush to the right for a gain of 6 yards to the TRO25 (BATTON, Michael), 1ST DOWN. R
 1-10 TRO25 [NH] BILLINGSLEY, DK rush up the middle for a gain of 6 yards to the TRO31 (WOODARD, Zack;VIGERS, Car'lin).
 2-4 TRO31 [NH] BILLINGSLEY, DK rush up the middle for a gain of 5 yards to the TRO36 (BATTON, Michael), 1ST DOWN. R
 1-10 TRO36 [NH] BILLINGSLEY, DK rush up the middle for a gain of 10 yards to the TRO46 (VIGERS, Car'lin), 1ST DOWN. R
 1-10 TRO46 [NH] BILLINGSLEY, DK rush up the middle for a gain of 1 yard to the TRO47 (CAMPBELL, Anthony).
 2-9 TRO47 VIDAL, Kimani rush up the middle for a gain of 9 yards to the ULM44 (ODOM, Tre), 1ST DOWN. PENALTY TRO Personal Foul on LEWIS, Deyunkrea enforced 15 yards from the end of the play at the ULM44 to the TRO41. R
 1-10 TRO41 VIDAL, Kimani rush to the left for a gain of 18 yards to the ULM41 (BATTON, Michael), 1ST DOWN. R
 1-10 ULM41 BILLINGSLEY, DK rush up the middle for a gain of 3 yards to the ULM38 (VIGERS, Car'lin;TILLERY, Lucius).
 2-7 ULM38 BILLINGSLEY, DK rush up the middle for a gain of 2 yards to the ULM36 (SNYDER, Kenard).
 3-5 ULM36 BILLINGSLEY, DK rush to the right for a loss of 2 yards to the ULM38 (DRAKE, Quae;CAMPBELL, Anthony).
 4-7 ULM38 WATSON, Gunnar pass to the right incomplete intended for JOHNSON, Tez broken up by BATTON, Michael at the ULM35; TRO turnover on downs, clock 00:16. [00:16]

Drive Summary: 13 plays, 50 yards, 7:09


ULM drive start at 00:16

- 1-10 ULM38 [SG] ROGERS, Chandler scrambles to the right for a gain of 20 yards to the TRO42, out of bounds, 1ST DOWN, clock 00:00. [00:00] R
 - End of 3rd quarter, clock 0:00. [0:00]

END OF 3RD QUARTER: ULM 10, TROY 27

Quarter Summary	Score	Time Poss	1st Downs				Conversions		Rushing	Passing	Penalties
			R	P	X	T	3rd	4th			
ULM	7	7:12	2	3	1	6	2-3	0-0	8-33	6-7-0-52	0-0
Troy	7	7:48	6	0	0	6	1-2	0-1	14-110	0-1-0-0	3-31

Quickie Statistics (3rd Quarter Cumulative)
ULM vs. Troy (11/19/2022 at Troy, Alabama)



	ULM	TRO
Score	10	27
FIRST DOWNS	13	19
RUSHES-YARDS (NET)	20-37	33-211
PASSING-YARDS (NET)	137	78
Passes Att-Comp-Int	23-15-0	17-10-0
TOTAL OFFENSE PLAYS-YARDS	43-174	50-289
Fumble Returns-Yards	0-0	1-13
Punt Returns-Yards	0-0	2-43
Kickoff Returns-Yards	2-46	2-45
Interception Returns-Yards	0-0	0-0
Punts (Number-Avg)	2-55.0	1-34.0
Fumbles-Lost	1-1	0-0
Penalties-Yards	5-30	6-66
Possession Time	19:05	25:55
Third-Down Conversions	5-9	5-10
Fourth-Down Conversions	0-1	1-2

ULM

Rushing	No.	Gain	Loss	Net	TD	Lg	Avg
C.Rogers	8	65	0	65	1	20	8.1
M.Jackson	3	5	0	5	0	2	1.7
A.Henry	2	3	0	3	0	2	1.5
A.Luke	1	3	0	3	0	3	3

Passing	C-A-I	Yds	TD	Lg	Sack
C.Rogers	15-23-0	97	1	34	4

Receiving	No.	Yds	TD	Tgt	Lg
A.Henry	3	18	0	3	7
M.Jackson	3	11	0	3	6
F.Lloyd Jr.	2	28	0	2	17
J.Frett	2	21	0	3	13

Punting	No.	Yds	Avg	Lg	In20	TB
D.McCormick	3	151	50.3	57	0	0

Punt Returns	No.	Yards	TD	Lg

Kick Returns	No.	Yards	TD	Lg
A.Luke	3	69	0	28

Tackles	UA-A	Total	Sacks	TFL
C.Vigers	2-7	5.5	0.0	0.0
K.Calligan	3-4	5.0	0.0	0.0
L.Tillery	3-3	4.5	1.0	1.0
Q.Ledet	2-4	4.0	0.0	1.0
M.Batton	3-2	4.0	0.0	0.0
Z.Woodard	0-6	3.0	0.0	1.0
T.Driggers	0-5	2.5	0.0	1.0
Q.Drake	0-4	2.0	0.0	1.0

Troy

Rushing	No.	Gain	Loss	Net	TD	Lg	Avg
K.Vidal	19	191	-2	189	1	40	9.9
D.Billingsley	10	40	-2	38	1	10	3.8
G.Watson	2	6	0	6	0	6	3
J.Woods	1	0	-10	-10	0		-10

Passing	C-A-I	Yds	TD	Lg	Sack
G.Watson	10-17-0	66	0	15	1

Receiving	No.	Yds	TD	Tgt	Lg
T.Johnson	6	42	0	9	15
D.Stoudemire	2	21	0	2	13
R.Johnson	1	11	0	1	11
P.Higgins	1	4	0	1	4

Punting	No.	Yds	Avg	Lg	In20	TB
M.Rivers	1	34	34.0	34	0	0


Punt Returns	No.	Yards	TD	Lg
T.Johnson	2	43	0	28

Kick Returns	No.	Yards	TD	Lg
J.Woods	2	45	0	25

Tackles	UA-A	Total	Sacks	TFL
T.Harris	2-5	4.5	0.0	0.0
T.Jackson	2-2	3.0	0.0	0.0
A.Showers	2-1	2.5	1.0	1.0
K.Robertson	1-2	2.0	0.0	0.0
R.Jibunor	2-0	2.0	1.0	1.0
O.Fletcher	1-2	2.0	0.0	0.0
D.Pettus	1-2	2.0	0.0	0.0
J.Stringer	2-0	2.0	0.0	0.0

Qtr	Time	Scoring Play	V-H
1st	03:09	TRO - B.Buce 35 yd FG 9-33 3:54	0-3
2nd	11:08	TRO - B.Buce 45 yd FG 11-58 5:35	0-6
2nd	02:04	TRO - D.Billingsley 1 yd TD RUSH (KICK by B.Buce), 6-63 2:46	0-13
2nd	01:51	TRO - A.Showers 13 yd TD FUMB (KICK by B.Buce),	0-20
2nd	00:00	ULM - C.Sutherland 27 yd FG 11-65 1:51	3-20
3rd	12:00	TRO - K.Vidal 5 yd TD RUSH (KICK by B.Buce), 2-45 0:39	3-27
3rd	07:25	ULM - C.Rogers 12 yd TD RUSH (KICK by C.Sutherland), 11-82 4:35	10-27

Quickie Statistics (3rd Quarter only)
ULM vs. Troy (11/19/2022 at Troy, Alabama)



	ULM	TRO
Score	7	7
FIRST DOWNS	6	6
RUSHES-YARDS (NET)	8-33	14-110
PASSING-YARDS (NET)	52	0
Passes Att-Comp-Int	7-6-0	1-0-0
TOTAL OFFENSE PLAYS-YARDS	15-85	15-110
Fumble Returns-Yards	0-0	0-0
Punt Returns-Yards	0-0	1-28
Kickoff Returns-Yards	2-46	1-20
Interception Returns-Yards	0-0	0-0
Punts (Number-Avg)	1-41.0	0-0
Fumbles-Lost	0-0	0-0
Penalties-Yards	0-0	3-31
Possession Time	7:12	7:48
Third-Down Conversions	2-3	1-2
Fourth-Down Conversions	0-0	0-1

ULM

Rushing	No.	Gain	Loss	Net	TD	Avg	Lg
C.Rogers	3	40	0	40	1	13.3	20
A.Henry	2	3	0	3	0	1.5	2

Passing	C-A-I	Yds	TD	Lg	Sack
C.Rogers	6-7-0	41	0	13	2

Receiving	No.	Yards	TD	Tgt	Lg
A.Henry	1	7	0	1	7
F.Lloyd Jr.	1	11	0	1	11
J.Frett	2	21	0	2	13

Punting	No.	Yds	Avg	Lng	In20	TB
D.McCormick	1	41	41.0	41	0	0

Punt Returns	No.	Yards	TD	Lg

Kick Returns	No.	Yards	TD	Lg
A.Luke	2	46	0	28

Tackles	UA-A	Total	Sacks	TFL
M.Batton	3-1	3.5	0.0	0.0
C.Vigers	1-4	3.0	0.0	0.0
A.Campbell	1-1	1.5	0.0	1.0
L.Tillery	0-2	1.0	0.0	0.0
Q.Ledet	1-0	1.0	0.0	0.0
K.Snyder	1-0	1.0	0.0	0.0
T.Odom	1-0	1.0	0.0	0.0
Z.Woodard	0-1	0.5	0.0	0.0

Troy

Rushing	No.	Gain	Loss	Net	TD	Avg	Lg
K.Vidal	7	85	0	85	1	12.1	40
D.Billingsley	7	27	-2	25	0	3.6	10

Passing	C-A-I	Yds	TD	Lg	Sack
G.Watson	0-1-0	0	0		0

Receiving	No.	Yards	TD	Tgt	Lg
T.Johnson	0	0	0	1	

Punting	No.	Yds	Avg	Lng	In20	TB


Punt Returns	No.	Yards	TD	Lg
T.Johnson	1	28	0	28

Kick Returns	No.	Yards	TD	Lg
J.Woods	1	20	0	20

Tackles	UA-A	Total	Sacks	TFL
A.Showers	2-0	2.0	1.0	1.0
T.Harris	0-3	1.5	0.0	0.0
O.Fletcher	1-1	1.5	0.0	0.0
D.Pettus	1-1	1.5	0.0	0.0
T.Jackson	1-1	1.5	0.0	0.0
K.Robertson	0-2	1.0	0.0	0.0
R.Jibunor	1-0	1.0	1.0	1.0
P.Lee	1-0	1.0	0.0	0.0

Qtr	Time	Scoring Play	V-H
3rd	12:00	TRO - K.Vidal 5 yd TD RUSH (KICK by B.Buce), 2-45 0:39	3-27
3rd	07:25	ULM - C.Rogers 12 yd TD RUSH (KICK by C.Sutherland), 11-82 4:35	10-27

Play-by-Play Summary (4th quarter)
ULM vs. Troy (11/19/2022 at Troy, Alabama)



- Start of 4th quarter, clock 15:00. [15:00]
- 1-10 TRO42 ROGERS, Chandler pass to the left complete for 1 yard to MORTIMER, Bugs caught at the TRO47 and advanced to the TRO41 (CHOLOH, Will). PENALTY ULM Holding on QUINLAN, Nolan enforced 10 yards from the TRO42 to the ULM48 [SG]. NO PLAY (replay the down).
- 1-20 ULM48 [SG] JACKSON, Malik rush up the middle for a gain of 1 yard to the ULM49 (CHOLOH, Will;STRINGER, Jordan).
- 2-19 ULM49 [SG] ROGERS, Chandler scrambles up the middle for a gain of 5 yards to the TRO46 (STRINGER, Jordan;JONES, Buddha).
- 3-14 TRO46 [SG] ROGERS, Chandler pass to the left incomplete dropped by JACKSON, Malik thrown to the TRO46; QB hurried by JONES, Buddha.
- 4-14 TRO46 [SG] ROGERS, Chandler pass to the left incomplete intended for HOWELL, Tyrone thrown to the TRO30; ULM turnover on downs, clock 12:55. PENALTY ULM Holding on WILKINS, Stacey declined. [12:55]

TRO drive start at 12:55

- 1-10 TRO46 VIDAL, Kimani rush up the middle for a gain of 4 yards to the TRO50 (WOODARD, Zack).
- 2-6 TRO50 VIDAL, Kimani rush up the middle for a gain of 2 yards to the ULM48 (DRIGGERS, Tristan;VIGERS, Car'lin).
- 3-4 ULM48 VIDAL, Kimani rush to the right for a gain of 16 yards to the ULM32 (DRIGGERS, Tristan;TILLERY, Lucius), 1ST DOWN. R
- 1-10 ULM32 VIDAL, Kimani rush up the middle for a gain of 4 yards to the ULM28 (LEDET, Quincy).
- 2-6 ULM28 VIDAL, Kimani rush to the right for a gain of 3 yards to the ULM25 (TILLERY, Lucius). PENALTY ULM Face mask on VIGERS, Car'lin enforced half the distance from the goal, 12 yards from the end of the play at the ULM25 to the ULM13 and results in automatic 1ST DOWN. E
- 1-10 ULM12 [SG] VIDAL, Kimani rush up the middle for a gain of 7 yards to the ULM5 (VIGERS, Car'lin).
- 2-3 ULM5 [SG] VIDAL, Kimani rush up the middle for a gain of 5 yards to the ULM0, 1ST DOWN, TOUCHDOWN TRO, clock 08:46 (Scoring play confirmed). [08:46] R
- 1-3 ULM3 BUCE, Brooks PAT kick attempt is good.

ULM 10, TROY 34

Drive Summary: 7 plays, 54 yards, 4:09

BUCE, Brooks kickoff 65 yards from the TRO35 to the ULM0, Touchback , clock 08:46.

ULM drive start at 08:46

- 1-10 ULM25 PENALTY TRO Unnecessary Roughness on MURPHY, Christian enforced 15 yards from the ULM25 to the ULM40 and results in automatic 1ST DOWN [SG]. E
- 1-10 ULM40 [SG] ROGERS, Chandler pass to the right complete for 0 yards to DERRICK, Will to the ULM40 (STEWART, Reddy).
- 2-10 ULM40 [SG] ROGERS, Chandler pass to the right complete for 8 yards to DERRICK, Will caught at the ULM47 and advanced to the ULM48, End of Play.
- 3-2 ULM48 [SG] JACKSON, Malik rush up the middle for a gain of 10 yards to the TRO42 (SLOCUM, Craig), 1ST DOWN. R
- 1-10 TRO42 [SG] ROGERS, Chandler pass to the left incomplete intended for WILEY, Dariyan thrown to the TRO10.
- 2-10 TRO42 [SG] HENRY, Andrew rush up the middle for no gain to the TRO42 (HARRIS, TJ).
- 3-10 TRO42 PENALTY TRO Unsportsmanlike Conduct on CHOLOH, Will enforced 15 yards from the TRO42 to the TRO27 and results in automatic 1ST DOWN [SG]. E
- 1-10 TRO27 [SG] ROGERS, Chandler scrambles to the right for a gain of 5 yards to the TRO22, out of bounds.
- 2-5 TRO22 [SG] QB Keeper ROGERS, Chandler rush up the middle for a gain of 5 yards to the TRO17 (SOLOMON, Javon;JACKSON, T.J.), 1ST DOWN. R
- 1-10 TRO17 [SG] ROGERS, Chandler pass up the middle incomplete intended for WILEY, Dariyan thrown to the TRO0.
- 2-10 TRO17 [SG] ROGERS, Chandler scrambles to the left for a gain of 3 yards to the TRO14, out of bounds.
- 3-7 TRO14 ROGERS, Chandler pass to the right incomplete intended for WILEY, Dariyan thrown to the TRO0. PENALTY TRO Offsides on SHOWERS, Antonio enforced 5 yards from the TRO14 to the TRO9 [SG]. NO PLAY (replay the down).
- 3-2 TRO9 [SG] JACKSON, Malik rush up the middle for a gain of 3 yards to the TRO6 (SLOCUM, Craig;PETTUS, Dell), 1ST DOWN. R
- 1-6 TRO6 [SG] JACKSON, Malik rush up the middle for a gain of 3 yards to the TRO3 (ROBERTSON, KJ;THOMAS, Terry).
- 2-3 TRO3 [SG] JACKSON, Malik rush up the middle for a gain of 2 yards to the TRO1 (PETTUS, Dell;PIERCE, AJ).
- 3-1 TRO1 [SG] JACKSON, Malik rush up the middle for no gain to the TRO1 (SLOCUM, Craig;THOMAS, Terry). [03:23]
- 4-1 H1 Timeout ULM, clock 03:23. [03:23]
- 4-1 TRO1 ROGERS, Chandler pass up the middle incomplete intended for FRETT, Jevin thrown to the TRO0, clock 03:18. PENALTY TRO Holding on STEWART, Reddy enforced half the distance from the goal, 0 yards from the TRO1 to the TRO1 and results in automatic 1ST DOWN [SG]. NO PLAY (replay the down). [03:18]
- 1-1 TRO1 [SG] QB Keeper ROGERS, Chandler rush to the right for a gain of 1 yard to the TRO0, TOUCHDOWN ULM, clock 03:14 (Scoring play confirmed). [03:14]
- 0-0 TRO3

ROGERS, Chandler pass attempt to DERRICK, Will failed; conversion is no good [down at the TRO24] (PETTUS, Dell).

ULM 16, TROY 34

Drive Summary: 14 plays, 75 yards, 5:32

TRO drive start at 03:14

- 1-10 ULM46 [SG] VIDAL, Kimani rush up the middle for a gain of 5 yards to the ULM41 (VIGERS, Car'lin).
2-5 ULM41 VIDAL, Kimani rush to the right for a gain of 10 yards to the ULM31 (TILLERY, Lucius). PENALTY TRO Holding enforced 10 yards from the ULM41 to the TRO49 [SG]. NO PLAY (replay the down).
2-15 TRO49 [SG] VIDAL, Kimani rush to the right for a loss of 1 yard to the TRO48 (WOODARD, Zack).
3-16 TRO48 [SG] VIDAL, Kimani rush to the right for a gain of 8 yards to the ULM44 (WEBB, Cooper). PENALTY TRO Illegal Shift declined.
4-8 ULM44 RIVERS, Mike punt 44 yards to the ULM0, Touchback, clock 00:36. [00:36]

Drive Summary: 3 plays, 2 yards, 2:38

ULM drive start at 00:36

- 1-10 ULM20 [NHSG] JACKSON, Malik rush up the middle for a gain of 8 yards to the ULM28 (STRINGER, Jordan), clock 00:00. [00:00]


Drive Summary: 1 plays, 8 yards, 0:36

- 3-16 ULM44 End of game, clock 0:00.
-

FINAL SCORE - : ULM 16, TROY 34

Quarter Summary	Score	Time Poss	1st Downs				Conversions		Rushing	Passing	Penalties
			R	P	X	T	3rd	4th			
ULM	6	8:13	3	0	2	5	2-4	0-1	13-46	2-6-0-8	2-22
Troy	7	6:47	2	0	1	3	1-2	0-0	10-53	0-0-0-0	5-45

Quickie Statistics (4th Quarter only)
ULM vs. Troy (11/19/2022 at Troy, Alabama)



	ULM	TRO
Score	6	7
FIRST DOWNS	5	3
RUSHES-YARDS (NET)	13-46	10-53
PASSING-YARDS (NET)	8	0
Passes Att-Comp-Int	6-2-0	0-0-0
TOTAL OFFENSE PLAYS-YARDS	19-54	10-53
Fumble Returns-Yards	0-0	0-0
Punt Returns-Yards	0-0	0-0
Kickoff Returns-Yards	0-0	0-0
Interception Returns-Yards	0-0	0-0
Punts (Number-Avg)	0-0	1-44.0
Fumbles-Lost	0-0	0-0
Penalties-Yards	2-22	5-45
Possession Time	8:13	6:47
Third-Down Conversions	2-4	1-2
Fourth-Down Conversions	0-1	0-0

ULM

Rushing	No.	Gain	Loss	Net	TD	Avg	Lg
C.Rogers	5	19	0	19	1	3.8	5
M.Jackson	7	27	0	27	0	3.9	10
A.Henry	1	0	0	0	0	0	

Passing	C-A-I	Yds	TD	Lg	Sack
C.Rogers	2-6-0	8	0	8	0

Receiving	No.	Yards	TD	Tgt	Lg
M.Jackson	0	0	0	1	

Punting	No.	Yds	Avg	Lng	In20	TB

Punt Returns	No.	Yards	TD	Lg

Kick Returns	No.	Yards	TD	Lg

Tackles	UA-A	Total	Sacks	TFL
C.Vigers	2-1	2.5	0.0	0.0
Z.Woodard	2-0	2.0	0.0	1.0
L.Tillery	1-1	1.5	0.0	0.0
T.Driggers	0-2	1.0	0.0	0.0
Q.Ledet	1-0	1.0	0.0	0.0
C.Webb	1-0	1.0	0.0	0.0

Troy

Rushing	No.	Gain	Loss	Net	TD	Avg	Lg
K.Vidal	10	54	-1	53	1	5.3	16

Passing	C-A-I	Yds	TD	Lg	Sack

Receiving	No.	Yards	TD	Tgt	Lg

Punting	No.	Yds	Avg	Lng	In20	TB
M.Rivers	1	44	44.0	44	0	0

Punt Returns	No.	Yards	TD	Lg

Kick Returns	No.	Yards	TD	Lg

Tackles	UA-A	Total	Sacks	TFL
C.Slocum	1-2	2.0	0.0	0.0
D.Pettus	1-2	2.0	0.0	0.0
J.Stringer	1-2	2.0	0.0	0.0
T.Harris	1-0	1.0	0.0	0.0
R.Steward	1-0	1.0	0.0	0.0
R.Steward	1-0	1.0	0.0	0.0
T.Thomas	0-2	1.0	0.0	0.0
W.Choloh	0-1	0.5	0.0	0.0

Qtr	Time	Scoring Play	V-H
4th	08:46	TRO - K.Vidal 5 yd TD RUSH (KICK by B.Buce), 7-54 4:09	10-34
4th	03:14	ULM - C.Rogers 1 yd TD RUSH 14-75 5:32	16-34