

CHECK OUT THESE SAMPLE TEAM PAGES STRAIGHT OUT OF OUR 2011 NFL Magazine!

The NFL Magazine was sent off to the press and we expect to start shipping the magazines on August 16th. Naturally the NFL lockout this year delayed the release of the magazine but I do believe it will be the most accurate and in-depth NFL magazine on the market as we have included all the recent free agent moves.

You should be able to find my NFL Magazine on the newsstands in late August. However, with this being just the 3rd year I have put the magazine on the newsstands it will only have about half of the distribution that my College Magazine has. If you cannot find my Pro Football Preview anywhere near you, try ordering thru the PhilSteele.com store or call our offices at 1-866-918-7711. The cost is just \$12.70 (includes priority shipping) and we will ship it out of our offices within 24 hours unless ordered on the weekend and in that case it will get shipped 1st thing on Monday.

Two years ago, I decided to put out a full color NFL Preview Magazine and I could not have been more pleased with the results. I correctly predicted 7 out of 8 division winners which was more than any other preview magazine and I was the only magazine to predict the Super Bowl Champion New Orleans Saints to win the NFC South!

Unlike the College magazine where I write each of the 120 team previews myself, the NFL magazine was written by others including a special fantasy writer from a popular Emmy-Award winning web based show. I did do the forecast for each team using my 5 sets of Power ratings that I have for the NFL (I use 9 different sets for the colleges).

This year's magazine is 288 pages which is considerably thicker than most NFL magazines out there. Here on the blog today I thought I would put the six pages of the defending Super Bowl Champion Green Bay Packers. Below you can see how the pages look and click here to download the pdf version from this years magazine and this will show you all the information on each of the 32 teams that we produce. I will not go into great detail as to what is on the pages as you can see for yourself and I think you will agree that it is more information than any other NFL preview.

Since this is the third year of the NFL magazine on the newsstands, it will NOT be in all the places that the college magazine is at. Right now I distribute about 7 times that amount of college magazines that I put out the first year (1994, 15 years ago) and it will take a year or two for the NFL magazine to reach the same levels and availability as the colleges.

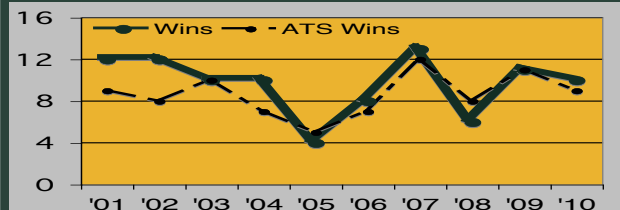
I always prefer that you buy my magazines on the newsstands but you may not see the NFL version nor the FCS Preview (240 pages) on the newsstands. Your best bet for these two valuable magazines which have more information on the NFL than any other magazine and about 20 times the information on the FCS (1AA) than anyone else is to order on the website.

Order now... Philsteele.com
or Call our Offices at
1-866-918-7711
Just \$12.70

PHILSTEELE.COM
FOOTBALL 365 DAYS YEAR!

Date	Opponent	Line	Score	W/L	DATE	OPP	LINE	SCORE	SU	ATS	O/U	DATE	OPP	LINE	SCORE	SU	ATS	O/U	Team Angles
Sep 8	New Orleans (Thur)				11/24/2008	@ NO	E	29-51	L	L	O 51	10/09/2005	NO	-3	52-3	W	W	O 43	The Super Bowl Champ from the prev season has won 11 str ssn openers by an avg score 25-12 (last loss was Denver, '99).
Sep 18	at Carolina				09/17/2006	NO	+2	27-34	L	L	O 39	09/15/2002	@ NO	-1	20-35	L	L	O 45	Packers are 4-2S/01 vs CAR but did lose the last meeting ('08) 35-31. GB finished below .500 on the road LY (1st time since '06).
Sep 25	at Chicago				11/01/2008	CAR	-3	31-35	L	L	O 41	10/03/2005	@ CAR	+7	29-32	L	W	O 43	The visitor is 1-6 in this heated rivalry. LY on MNF the Packers had a tm rec 18 penalties incl a key fum in the final minute.
Oct 2	Denver				09/27/2010	@ CHI	-3	17-20	L	L	U 46	12/22/2008	@ CHI	+4	17-20	L	W	U 40	The Packers have won the 2 most recent meetings with the Broncos ('03 & '07). GB is just 4-7 in its L/11 gms vs the AFC.
Oct 9	at Atlanta (Night)				12/13/2009	@ CHI	-4	21-14	W	W	U 41	12/23/2007	@ CHI	-8	7-35	L	L	O 32	LY QB Rogers guided GB on a long drive, 17-17 w/56 left. ATL kicked the GW FG w/09. GB did get revenge in the playoffs (42 pts in just 2Q's).
Oct 16	St Louis				09/27/2009	@ STL	-6	36-17	W	W	O 42	10/08/2006	STL	+3	20-23	L	P	U 46	GB has blasted St Louis in the L/2 meetings (33-14 in '07 & 36-17 in '09). The home team has dropped 3 straight in the series.
Oct 23	at Minnesota				11/28/2009	@ MIN	-3	31-3	W	W	U 44	11/29/2008	@ MIN	+2	27-28	L	W	O 44	The Packers have won B2B meetings with the Vikings and 7 of the L/10. LY here the Packers routed the Vikings after a bye.
Oct 30	BYE				10/05/2009	@ MIN	+4	23-30	L	L	O 45	09/30/2007	@ MIN	-1	23-16	W	W	O 38	Green Bay is 5-2 the L7Y before the bye including winning 2 of the L/3. The Packers are also 5-2 the L7Y after the bye.
Nov 6	at San Diego				09/23/2007	SD	+6	31-24	W	W	O 43	12/14/2003	@ SD	-5	38-21	W	W	O 45	Green Bay has outscored its opponent the L/2Y by a comb 57-3 after the bye. GB has won 5 str over SD by an avg of 18 ppg.
Nov 14	Minnesota (Mon)				10/24/2010	MIN	-3	28-24	W	W	O 44	09/08/2008	MIN	-2	24-19	W	W	O 37	Packers lead this series 51-48-1 into 2011. GB has won just 1 of its L/5 MNF appearances (last win hosting MIN in '08).
Nov 20	Tampa Bay				11/01/2009	MIN	-3	28-38	L	L	O 47	11/11/2007	MIN	-5	34-0	W	W	U 40	Green Bay has dropped 3 str to former div rival Tampa Bay and 4 of the L/5. GB is 5-1 the wk following MNF the last 4 ssn.
Nov 24	at Detroit (Thur)				11/08/2009	@ TB	-9	28-38	L	L	O 43	09/25/2005	TB	+3	16-17	L	W	U 37	This will mark the 4th time in the McCarthy era that GB will play on Thurs (2-0). GB hasn't dropped 2 str vs DET S/'91 (swept).
Dec 4	at NY Giants				09/28/2008	@ TB	+1	21-30	L	L	O 43	11/16/2003	@ TB	+3	20-13	W	W	U 41	GB has won 3 of the L/4 vs the NYG incl LY. GB took adv of 6 NYG TO's (4 int by Manning). Rogers had 404 pass yds & 4 TD's.
Dec 11	Oakland				12/09/2007	OAK	-10	38-7	W	W	O 40	11/22/2007	@ DET	-3	48-25	W	W	O 45	Packers have reeled off 5 str wins over OAK including hammering them in '03 & '07 (recent meetings) by a combined 79-14.
Dec 18	at Kansas City				12/22/2003	@ OAK	-5	41-7	W	W	O 43	11/04/2007	@ KC	+2	33-22	W	W	O 37	The visitor has actually won each of the 2 most recent gms ('03 & '07). GB was 0-2 on the road in Dec LY but 3-0 in Dec/Jan HG's.
Dec 25	Chicago (Night)				11/04/2007	@ KC	+2	33-22	W	W	O 37	10/12/2003	KC	-3	34-40	L	L	O 47	LY Rogers tossed a 4Q TD pass (only TD of gm) as GB clinched the WC. GB trailed 3-0 at HT as temps were 19° (windchill 5°).
Jan 1	Detroit				01/22/2011	CHI	-10	10-3	W	L	U 42	11/16/2008	CHI	-3	37-3	W	W	U 43	CB Woodson ret'd an int 48 yd for a TD and a 28-14-3Q GB lead. GB held off a comeback as DET settled for 4 FG's (last a 24 yd'r).
					09/13/2009	CHI	-4	21-15	W	L	U 46	10/07/2007	CHI	-3	20-27	L	L	O 40	
					10/03/2010	DET	-14	28-26	W	L	O 45	12/28/2008	DET	-11	31-21	W	L	O 42	
					10/18/2009	DET	-14	26-0	W	W	U 48	12/30/2007	DET	-5	34-13	W	W	O 39	

Last 4 Meetings Since 2001. Division is L/4 at Site



	2001	2002	2003	2004	2005	2006	2007	2008	2009	2010	10Yr Total
STRAIGHT UP	12-4	12-4	10-6	10-6	4-12	8-8	13-3	6-10	11-5	10-6	84-60
Home	7-1	8-0	5-3	4-4	3-5	3-5	7-1	4-4	6-2	7-1	47-25
Away	5-3	4-4	5-3	6-2	1-7	5-3	6-2	2-6	5-3	3-5	37-35
ATS	9-7	8-8	10-6	7-8-1	5-9-2	7-7-2	12-3-1	8-8	11-5	9-7	77-61-6
Home Favorite	4-3	5-3	5-3	2-6	1-3-1	2-1	4-1-1	2-4	4-3	5-3	30-27-2
Home Dog	1-0	0-0	0-0	0-0	1-1-1	0-3-1	2-0	1-1	1-0	0-0	5-5-2
Away Favorite	4-3	0-3	3-2	1-0-1	0-1	0-0	3-1	1-1	4-1	2-3	14-12-1
Away Dog	0-1	3-2	2-1	4-2	3-4	5-2-1	3-1	4-1	2-1	2-1	28-15-1
On Grass	9-5	7-4	9-4	5-7-1	3-6-2	5-6-1	8-2-1	5-7	9-4	6-5	57-45-5
On Turf	0-2	1-4	1-2	2-1	2-3	2-1-1	4-1	3-1	2-1	3-2	20-16-1
vs Conf	6-6	5-7	7-5	7-5	4-6-2	6-4-2	8-3-1	6-6	8-4	6-6	57-46-5
vs Non-Conf	3-1	3-1	3-1	0-3-1	1-3	1-3	4-0	2-2	3-1	3-1	20-15-1
Off SU Win	6-5	7-5	5-4	4-4-1	0-3	3-4	9-3	3-2	6-4	4-5	41-34-1
Off SU Loss	2-2	1-2	5-1	2-4	5-5-2	4-2-2	2-0-1	4-6	4-1	4-2	31-23-5
FAVORITE	8-6	5-6	8-5	3-6-1	1-4-1	2-1	7-2-1	3-5	8-4	7-6	44-39-3
By 3 or Less	2-2	0-1	1-1	1-1-1	1-1	0-0	2-1-1	2-2	0-1	4-3	11-11-2
Single Digit	7-4	4-6	8-5	3-6-1	1-4-1	2-1	6-2-1	3-4	5-4	6-4	38-36-3
Double Digit	1-2	1-0	0-0	0-0	0-0	0-0	1-0	0-1	3-0	1-2	6-3
UNDERDOG	1-1	3-2	2-1	4-2	4-5-1	5-5-2	5-1	5-2	3-1	2-1	33-20-3
By 3 or Less	1-1	2-2	0-0	3-0	0-1	1-1-1	4-0	3-2	3-0	0-1	16-7-1
Single Digit	1-1	3-2	2-1	4-2	4-5-1	5-4-1	5-1	5-2	3-1	1-1	32-19-2
Double Digit	0-0	0-0	0-0	0-0	0-0	0-1-1	0-0	0-0	0-0	1-0	1-1-1
DIVISION	3-5	3-3	4-2	3-3	0-5-1	4-2	4-2	5-1	4-2	2-4	29-24-1
Home Favorite	2-2	2-1	2-1	0-3	0-2	1-1	2-1	2-1	2-1	1-2	12-13
Home Dog	0-0	0-0	0-0	0-0	0-0-1	0-1	0-0	0-0	0-0	0-0	0-1-1
Away Favorite	1-2	0-2	1-1	0-0	0-1	0-0	2-1	1-0	2-0	1-2	7-7
Away Dog	0-1	1-0	1-0	3-0	0-2	3-0	0-0	2-0	0-1	0-0	10-3
Vs NON-DIV	6-2	5-5	6-4	4-5-1	5-4-1	3-5-2	8-1-1	3-7	7-3	7-3	48-37-5
Home Favorite	2-1	3-2	3-2	2-3	1-1-1	1-0	2-0-1	0-3	2-2	4-1	18-14-2
Home Dog	1-0	0-0	0-0	0-0	1-1	0-2-1	2-0	1-1	1-0	0-0	5-4-1
Away Favorite	3-1	0-1	2-1	1-0-1	0-0	0-0	1-0	0-1	2-1	1-1	7-5-1
Away Dog	0-0	2-2	1-1	1-2	3-2	2-2-1	3-1	2-1	2-0	2-1	18-12-1

GREEN BAY'S STATISTICAL NOTEBOOK - LAST 10 YEARS

RET STR	TOT OFF	OFF PTS	OFF RUSH	OFF YPC	OFF PASS	OFF %	OFF YPP	SKS	TOTAL	RET STR	TOT DEF	DEF PTS	DEF RUSH	DEF YPC	DEF PASS	DEF %	DEF YPP	SKS									
11*	358	(9)	24.3	100	(24)	3.8	258	(5)	65.1	14.7	38	(19)	10	2010	10	309	(5)	15.0	115	(18)	4.7	194	(5)	56.2	20.6	47	(2)
10*	379	(6)	28.8	118	(14)	4.3	261	(7)	64.6	13.2	51	(32)	24	2009	11*	284	(2)	18.6	83	(1)	3.6	201	(5)	54.4	15.3	37	(11)
10*	351	(8)	26.2	113	(17)	4.1	238	(8)	63.4	13.4	34	(19)	7	2008	10*	334	(20)	23.8	132	(26)	4.6	203	(12)	55.4	14.1	27	(25)
9*	371	(2)	27.2	100	(21)	4.1	271	(2)	66.3	13.6	19	(3)	4	2007	9*	313	(11)	18.2	103	(13)	3.9	210	(12)	55.2	17.2	36	(13)
8	341	(9)	18.8	104	(23)	3.9	237	(8)	55.6	18.1	24	(5)	0	2006	8*	321	(12)	22.9	114	(14)	4.1	207	(17)	55.6	10.4	46	(4)
9*	320	(18)	18.6	85	(30)	3.4	235	(7)	61.2	17.2	27	(5)	-24	2005	10*	293	(7)	21.5	126	(23)	4.0	168	(1)	58.5	13.6	35	(20)
11*	397	(3)	26.5	119	(10)	4.3	278	(3)	63.9	15.0	14	(1)	-13	2004	10	346	(25)	23.8	117	(14)	4.6	229	(25)	60.6	14.6	40	(9)
10*	362	(4)	26.5	160	(3)	5.0	203	(16)	65.5	13.7	19	(2)	0	2003	7*	319	(17)	23.8	106	(10)	4.1	213	(23)	55.3	13.4	34	(20)
-	348	(12)	26.5	121	(12)	4.3	227	(10)	62.2	13.1	27	(9)	17	2002	-	312	(12)	23.8	125	(21)	4.8	187	(3)	54.0	13.1	43	(6)
-	341	(6)	26.5	106	(21)	4.1	236	(3)	61.6	12.9	22	(3)	12	2001	-	39	(12)	23.8	111	(16)	4.4	198	(15)	58.5	13.0	52	(3)



LAMBEAU FIELD
 OPENED 9/29/1957 CAPACITY: 72,928 (#10)
 2010 ATTENDANCE: HOME: 70,795 (#9) AVG: 70,166 (#7)

2006 RESULTS					2007 RESULTS					2008 RESULTS					2009 RESULTS					2010 RESULTS									
Opponent	Line	Score	ATS	O/U	Opponent	Line	Score	ATS	O/U	Opponent	Line	Score	ATS	O/U	Opponent	Line	Score	ATS	O/U	Opponent	Line	Score	ATS	O/U					
Chicago	+3	0-26	L	35	U	Philadelphia	+3	16-13	W	42	U	Minnesota (M)	-2	24-19	W	37	U	Chicago (N)	-4	21-15	W	46	U	at Philadelphia	-3	27-20	W	47	U
New Orleans	+2	27-34	L	39	O	at NY Giants	+3	35-13	W	38	O	at Detroit	-3	48-25	W	45	O	Cincinnati	-8*	24-32	L	42	O	Buffalo	-13	34-7	W	43	U

GREEN BAY PACKERS

OFFENSIVE OUTLOOK FOR 2011

QUARTERBACKS - After becoming the first player in NFL history with 4,000 yards passing in his first 2 seasons as a starter, Aaron Rodgers finished up his 3rd year as a starter with a Super Bowl win, matching the lone title that his predecessor Brett Favre was able to get during his illustrious career in Green Bay. While barely missing out on a 3rd consecutive 4,000 yard reg ssn (3922), Rodgers' 264 ypg average is the same mark that Peyton Manning has been able to put together in his 13 years in the league. His 98.4 career passing rating (101.2 LY) and 87-32 career ratio is also worth noting as his decision making continues to improve. Not to mention the fact that his OL kept him upward in better fashion (31 sacks) than in '09 (50) when they allowed him to be sacked once per every 10.8 attempts. Rodgers has also finished in the Top 3 among QB's in rushing (356 yds in '10) the L2Y as he moves around very well in the pocket and is not afraid to take shots down field, although coaches will try to have him refrain from that in the future after he suffered 2 concussion in his Super Bowl winning campaign. Matt Flynn showed that he can play in the league last year, when given the opportunity, with a solid performance in his lone start against NE, as he hit 65% of his passes with a 3-1 ratio, nearly pulling out the upset. Former Texas Tech gunslinger Graham Harrell was brought in a year ago as the #3 man here and while he did spend most of the year with the practice squad, he saw some extensive practice time at the end of the year with Rodgers nursing his concussion. Rodgers has come a long way since his rookie year and his career has proven the notion that it's alright to sit for a few seasons in order to reap the rewards down the line.

QB AARON RODGERS #12 6-2 220 Age: 27 7th Yr (15/15)
#1DC GB '05 - 3922 pass yd (65.7%), 28 11th ratio,
8.3 ypa, **101.2 QBR**, 356 rush yd, 31 sks, out 1 gm
(concussion) LY. 16 sts, 4434 pass yds (65%), 30-7 ratio, 8.2
ypa, 103.2 QBR, 316 rush yds in '09.
Matt Flynn #10 6-2 225 Age: 26 4th Yr (1/7)
#7DC GB '08 - 433 pass yd (60.6%), 3-2 ratio, 6.6 ypa,
82.4 QBR, 26 rush yd, 7 sks LY.
15 games hit 7-12 (58 yd), 1 sk in '09.

2010 QB Rating:	98.93 - #3
2011 QB 1 and 2:	98.93 - #3
QB Career Start Record:	27-21 - #11
2011 QB '09-'10 Starts:	32 - #5
QB Career Playoff Record:	4-1 - #1
NFL Player Draft Rating:	8.86 - #17

RUNNING BACKS - Although the Packers run game has been an afterthought of late, due to the splendid play of Aaron Rodgers, the group had found some consistency heading into 2010. Ryan Grant provided GB its running game almost entirely by himself for 3 straight seasons improving his rushing marks from 956 ('07), to 1203 ('08) to 1253 ('09). With the improvements in the OL, a 4th consecutive year of increased production was expected but thanks to a leg injury suffered in the season opener, Grant was put on the shelf for the remainder of 2010. Brandon Jackson inherited the role as the starter here but entering the year, his career high in carries for a season was just 75, which took place in his rookie year of 2007 (just 82 combined from '08-'09). Jackson had been used mainly as a 3rd down back in his short career with the Packers and after doing well (63 rush yds) in the opener after replacing Grant, Jackson surpassed that mark on just 2 occasions the rest of the season. Fan favorite FB John Kuhn, received the bulk of the short-yardage and goaline carries while Dimitri Nance spelled Jackson from time to time. After missing all of TC and not earning a carry until December (injury) rookie James Starks (6th RD DC) led the team in rushing vs SF in week 12 with 73 yards. While quiet for the rest of the regular season, Starks exploded in the playoffs including a 123 yard (5.3) performance in their Wildcard victory over PHI. Starks led all RB's during the playoffs with 315 yards (3.9), earning the right to battle for the starting spot with Grant in 2011. Jackson (703, 3.7) moves on via free agency while the Packers used a 3rd RD DC in this year's draft to bring added depth in Alex Green out of Hawaii, who possesses good hands which was a must in his collegiate scheme. Grant will have to come in with urgency if he is to earn back his starting spot but either way, this unit should be improved and hopefully much healthier come the start of the 2011 season.

RB RYAN GRANT #25 6-1 222 Age: 28 5th Yr (1/1)
UFA GB '07 - 45 rush yd (5.6), inj'd in opener and OFY LY.
16 sts, 1253 rush yds (4.4), 61 rush FD's, 197 rec yds
(7.9), 26 tfl, **23.9% of off** in '09.

James Starks #44 6-2 218 Age: 25 2nd Yr (0/3)
#6DC BUF '10 - 101 rush yd (3.5), 5 rush FD's, 15 rec yds
(7.5), 2 tfl, 2 KR (12.5), **2.0% of off** as rookie last year.
FB JOHN KUHN #30 6-0 250 Age: 29 6th Yr (2/16)
UFA PIT '06 - 281 rush yd (3.3), 26 rush FD's, 97 rec yd
(6.5), 4 tfl, **6.6% of off**, last year.
6 sts, 14 gms, 18 rush yd (2.3), 2 rush FD's, 47 rec yd
(6.7), 0 tfl, 1.1% of off, in '09.
Quinn Johnson #45 6-1 255 Age: 26 3rd Yr (4/11)
#5DC GB '09 - 0 rush att, 26 rec yd (8.7), 2 rec FD's,
75.0 catch %, **0.5% of off** LY.
9 gms, 4 rec yd (2.0) as a rookie.

2010 RB Total Yards:	1,709 - #30
2010 RB YPC:	4.2 - #31
2011 Top 3 RB:	427 (3.5) - #31
2011 RB Rushing ('08-'10):	2,911 (4.0) - #23
NFL Player Draft Rating:	6.94 - #28

RECEIVERS - In 2010 the Packers found themselves at a point similar to when IND's Reggie Wayne took over the #1 duties from Marvin Harrison. Greg Jennings is a dynamic young player, with game breaking ability every single time he touches the ball. With that said, Donald Driver had been the #1 option here for plenty of years but in his 12th NFL season, his abilities as the team's top receiving option have taken a backseat to Jennings. Driver still has ability in this league however as a solid #2 option, which he showed off a year ago finishing 2nd on the team in receptions with 51. Jennings posted his 3rd straight 1,000 yard season with 1,265 yards (16.6) and 12 TD's ranking him 4th in the NFL (T-#2 in TD rec). Jordy Nelson was the #3 here last year, but after a huge performance in the playoffs when pulled in as many catches as Jennings, he may push Driver for that #2 spot this year. The Packers bring in rookie Randall Cobb out of Kentucky for added depth. Cobb (2nd RD DC) has the ability to stretch the field with his speed, similar to what LY's 3rd leading receiver James Jones possesses (679 yds, 13.6). The tight end position seems solidified for many years to come as Jeremiaha Finley and Andrew Quarless have excellent receiving skills and can line up in the slot if the situation arises. Quarless (21 rec, 11.3) saw an abundance of action in the 2H of 2010, after Finley (21 rec, 14.3) was placed on IR with a knee injury. Mackey Winner (NCAA's top TE) DJ Williams was also added to the team in the 5th round giving the Packers a versatile player who could play TE or H-Back if called upon. GB has done a good job mixing in youth with veteran leadership at this position and while Driver may be entering the final years of a splendid career, the Packers have a good amount of depth to maintain weapons in the future at Rodgers' disposal.

WR GREG JENNINGS #85 5-11 198 Age: 28 6th Yr (16/16)
#2DC GB '06 - 1265 rec yd (16.6), 52 rec FD's,
22.1% of off, 61.3 catch % last year. 13 sts, 16 gms,
1113 rec yds (16.4), 48 rec FD's, 57.6 catch %, **18.4%**
of off in '09.

Jordy Nelson #87 6-3 217 Age: 26 4th Yr (4/16)
#2DC GB '08 - 582 rec yd (12.9), 25 rec FD's, **10.2% of off**,
70.3 catch % LY. 13 gms, 320 rec yd (14.5), 15 rec FD's,
5.3% of off, 71.0 catch %, out 3 gms (knee) in '09.

WR DONALD DRIVER #80 6-0 194 Age: 36 13th Yr (15/15)
#7DC GB '99 - 565 rec yds (11.1), 29 rec FD's, **9.9% of off**,
59.3 catch % LY. 16 sts, 1061 rec yd (15.2),
49 rec FD's, **17.7% of off**, 62.5 catch % in '09.

James Jones #89 6-1 208 Age: 27 5th Yr (3/16)
#3DC GB '07 - 679 rec yd (13.6), 33 rec FD's,
11.8% of off, 57.5 catch % LY. 3 sts, 16 gm, 440 rec yd
(13.8), 16 rec FD's, **7.3% of off**, 50.8 catch % in '09.

TE JERMICHAEL FINLEY #88 6-4 247 Age: 24 4th Yr (5/5)
#3DC GB '08 - 301 rec yd (14.3), 12 rec FD's,
5.3% of off, 80.8 catch %, IR 10/18 (knee), LY. 10 sts, 13
gms, 676 rec yd (12.3), 29 rec FD's, **11.1% of off**, 77.5
catch %, out 2 (knee) in '09.

Andrew Quarless #81 6-4 252 Age: 23 2nd Yr (3/13)
#5DC GB '10 - 238 rec yd (11.3), 13 rec FD's,
4.2% of off, 63.6 catch %, out 2 (shoulder) as a rookie.

2010 WR/TE Total Yards:	3,836 - #5
2010 WR/TE YPC:	13.5 - #10
2011 Top 6 WR/TE '10 Stats:	3,763 (13.7) - #5
2011 Top 6 WR/TE Rec Yds ('08-'10):	10,391 (14.2) - #3
NFL Player Draft Rating:	7.93 - #13

RUSHING	ATT	YDS	AVG	TD	LONG	
Brandon Jackson	190	703	3.7	3	71	
Aaron Rodgers	64	356	5.6	4	27	
John Kuhn	84	281	3.3	4	18	
James Starks	29	101	3.5	0	16	
Dimitri Nance	36	95	2.6	0	11	
Ryan Grant	8	45	5.6	0	18	
Matt Flynn	9	26	2.9	0	12	
Greg Jennings	1	-1	-1.0	0	-1	
PASSING	ATT	COMP	PCT	YDS	TD	INT
Aaron Rodgers	475	312	65.7	3922	28	11
Matt Flynn	66	40	60.6	433	3	2
RECEIVING	REC	YDS	AVG	TD	LONG	
Greg Jennings	76	1275	16.6	12	86	
James Jones	50	679	13.6	5	66	
Jordy Nelson	45	582	12.9	2	80	
Donald Driver	51	565	11.1	4	61	
Brandon Jackson	43	342	8.0	1	37	
Jeremiaha Finley	21	301	14.3	1	34	
Andrew Quarless	21	238	11.3	1	23	
John Kuhn	15	97	6.5	2	12	
Donald Lee	11	73	6.6	3	17	
Brett Swain	6	72	12.0	0	31	
PLAYER	TKL	SK	TA	FRU	INT	
AJ Hawk	111	0.5	3	10	3	
Desmond Bishop	103	3	1	8	1	
Charles Woodson	92	2	7	13	2	
Nick Collins	70	0	1	12	4	
Charlie Penrah	63	0	3	5	2	
Clay Matthews	60	13.5	5	4	1	
Tramon Williams	57	1	1	20	6	
BJ Raji	39	6.5	3	3	0	
Frank Zombo	38	4	0	0	0	
Ryan Pickett	32	4	2	1	0	
Sam Shields	29	0	1	6	2	
Brad Jones	27	0	2	0	0	
Erik Walden	25	3	0	1	0	
Nick Barnett	24	0	1	1	0	
Jarrett Bush	21	0	0	1	0	
Cullen Jenkins	18	7	0	1	0	
CJ Wilson	18	1	0	0	0	
Brandon Chillar	16	1	0	1	1	

OFFENSIVE LINE - After an NFL-worst 51 sacks allowed during the 2009 season, GM Ted Thompson addressed the biggest need of the team by selecting Bryan Bulaga in the 1st round. The 23rd overall pick wasn't expected to become a full-time starter until 2011. However, when the now retired RT Mark Tauscher went on IR (shoulder) after the 4th game, Bulaga was inserted into the spot for the remainder of the season. After enduring some early struggles, his consistency at the position picked up as the Packers made their run into the playoffs. Whether he remains at RT or potentially slides over to the blindside this year will likely depend on how well the 35 year old Chad Clifton holds up in his 12th NFL season. Clifton rebounded from an early injury a season ago to anchor the mixed group of veterans and young players as the group improved their sacks allowed to 38, good for 19th in the league. The team's overall rushing mark did suffer some as they dropped all the way down to #24 at 100 ypg (#14, 118 ypg in '09) but the blame shouldn't be allocated to just this unit as injuries ran amuck at RB, creating no consistency throughout a big part of 2010. With Clifton becoming long in the tooth, the Packers used a 2nd straight 1st round pick for the OL by selecting Derek Sherrod with the final pick in round one. Much like the situation that Bulaga faced a year ago, the Packers are hoping to get another year out of Clifton, before turning the full-time duties over to Sherrod for 2012. Scott Wells has done a serviceable job at center and maintained better health a season ago starting all 16, after missing some time in 2009 with a labrum injury. After struggling at certain points as a rookie, RG Josh Sitton has become one of the more stable linemen on the entire team and a trip to the Pro Bowl should be in his immediate future. The one position the group will have to fill for the upcoming season is LG, after Daryn Colledge opted to leave via free agency. Unproven players TJ Lang, Nick McDonald and Marshall Newhouse will contend for the starting spot with Lang the early leader in the clubhouse. GB has done a good job with this unit over the past 2 years and as long as someone is able to step up and man the LG position, their numbers should improve, especially with more continuity at RB.

LT CHAD CLIFTON #76 6-5 320 Age: 35 12th Yr (16/16)
#2DC GB '00 - 5 penalties, 8.5 sks allowed, 16 sts at LT LY.
9 penalties, 4 sks all'd, 12 sts at LT, 12 gms in '09.

Derek Sherrod #78 6-5 321 Age: 22 Rookie
1st round, 32nd pick out of Mississippi St.
LG TJ LANG #70 6-4 316 Age: 24 3rd Yr (0/12)
#4DC GB '09 - 0 penalties, 0 sks allowed LY.
2 penalties, 5.5 sacks allowed, 3 sts (2 at LT, 1 at RT),
16 games as rookie in 2009.

Marshall Newhouse #74 6-4 319 Age: 23 2nd Yr (0/0)
#5DC GB '10 - practice squad all year until
IR 12/31 (back) as rookie last year.

C SCOTT WELLS #68 6-2 300 Age: 30 8th Yr (16/16)
#7DC GB '04 - 1 penalty, 1.5 sks allowed, 16 sts at C LY.
4 penalties, 4 sks all'd, 14 sts at C, 15 gms (inj) in '09.

Evan Dietrich-Smith #62 6-2 305 Age: 26 3rd Yr (0/0)
UFA '09 - Cut in TC, picked up by SEA (waived 10/5) &
resigned w/GB LY. 3 penalties, 0 sks all'd, 13 gms as
rookie in '09.

RG JOSH SITTON #71 6-3 322 Age: 25 4th Yr (16/16)
#4DC GB '08 - 3 penalties, 0 sks allowed, 16 sts at RG LY.
4 penalties, 4 sacks allowed, 16 sts at RG in '09.

Caleb Schlauderer #68 6-4 305 Age: 24 Rookie
6th round, 179th pick out of Utah.

RT BRYAN BULAGA #75 6-5 314 Age: 22 **2nd Yr** (12/16)
#1DC GB '10 - 9 penalties, 11 sks allowed, 12 sts at RT
All Rookie Tm as rookie last year.

Nick McDonald #67 6-4 316 Age: 24 **2nd Yr** (0/0)
UFA GB '10 - worked with scout team as a rookie.

2010 Rush Yds/YPC Production: 1,606 (3.81) - #26

% Sacks Allowed/QB Hurries: 7.02 - #12

2011 OL Players '10 Starts: 60 - #26

2011 OL Career Starts: 287 - #23

Avg Starters Ht/Wt: 76-314 - #23

NFL Player Draft Rating: 7.17 - #22

DEFENSIVE OUTLOOK FOR 2011

DEFENSIVE LINE - The Green Bay run defense improved dramatically in 2009 despite its switch to the 3-4 scheme. The Packers allowed only 83 ypg rushing (#1), compared to 132 ypg (#26) a year earlier, when the DL was decimated with injuries. In GB's L/13 games they allowed just 73 ypg (3.5), once they were fully comfortable in Dom Capers' new system. The 5 rushing TD's allowed was just 1 more than the team record set in 1932, 1933 and again in 1962. The unit wasn't nearly as impressive in 2010 as they finished #18 in rush defense, allowing 115 ypg (10 games of 100+ rush yds) while their 4.7 ypg was tied for 2nd worst in the entire NFL. Injuries plagued the unit once again as former 2007 1st RD DC Justin Harrell tore his ACL in the opener (played just 16 games in 4 years due to injuries) and 2010 2nd RD DC Mike Neal was lost after 2 with a rotator cuff. As the depth took some injury hits, 2nd year pro BJ Raji came into his own as the starting NT, forcing runners to the outside and thoroughly disrupting opponents pass blocking schemes. Flanking him on the outside was the solid duo of Ryan Pickett and Cullen Jenkins. Pickett has done a serviceable job in his first 10 years in the league. Jenkins, the DL's best pass rusher, recorded 7 sacks in 11 games (injured), now departs as the Packers were not interested in awarding him with a long-term contract at age 30. Replacing Jenkins in 2011 appears to be the now healthy Neal while Harrell was given his walking papers following the lockout. Adding depth to this unit are Jarius Wynn, Howard Green and CJ Wilson. Raji appears to be a staple in this defense for many years to come but if this group is going to find consistency year in and year out, some of their young contributors will have to step up and make an impact.

DE RYAN PICKETT #79 6-2 340 Age: 32 **11th Yr** (12/14)
#1DC STL '01 - 32 tkls, 1 sk, 2 tfl, 1 pbu last year.

9 starts, 13 games, 33 tkls, 3 tfl, 2 pbu in '09.

Jarius Wynn #94 6-3 285 Age: 25 **3rd Yr** (0/9)
#6DC GB '09 - 5 tkls, 1.5 sks, cut then brought back after Harrell's inj. LY 4 tkls, 11 gms, only 75 snaps as a rookie.

NT BJ RAJI #90 6-2 337 Age: 25 **3rd Yr** (16/16)
#1DC GB '09 - 39 tkls, 6.5 sks (#3 tm), 3 tfl, 3 pbu LY.
1 st, 14 gms, 25 tkls, 1 sk, 4 tfl, missed 1 (ankle) as rookie in '09.

Howard Green #95 6-2 365 Age: 32 **8th Yr** (3/9)
#6DC HOU '02 - 7 tkls, 1 sk, 1 tfl last year.
MIKE NEAL, 23 tkls with the NYJ in '09.

DE MIKE NEAL #96 6-3 294 Age: 24 **2nd Yr** (0/2)
#2DC GB '10 - 3 tkls, 1 sk, 1 tfl, inj'd as rookie last year.

CJ Wilson #98 6-3 290 Age: 24 **2nd Yr** (2/15)
#7DC GB '10 - 18 tkls, 1 sk as rookie last year.

2010 DL Sacks and TFL: 21.5-9 - #18

2010 Total Tackles by DL: 153 - #30

2011 DL Sacks and TFL: 12-7 - #23

2011 Total Tackles by DL: 106 - #30

2011 DL Sacks and TFL ('07-'10): 15.5-17 - #27

NFL Player Draft Rating: 8.70 - #1

LINEBACKERS - Prior to the lockout, the Packers front office went ahead and signed AJ Hawk and Desmond Bishop to contract extensions and with the already extended Clay Matthews, this unit appears to have excellent stability for years to come with the only cap casualty being ILB Nick Barnett. 2009 1st RD DC Matthews is the star of the group, his 10 sacks as a rookie helped him earn a spot on the NFL's All-Rookie Team. His sophomore season was even more impressive as he tallied 13.5 sacks and finished just a few votes behind PIT's Troy Polamalu for Def Player of the Year. Now entering his 3rd season as a pro, Matthews is thought as one of the most dangerous pass rushers in the NFL today. Another former 1st RD pick, AJ Hawk has proven to be a solid tackling machine (avg 102 per season over L5Y) but rarely does he make that sought-after game changing play. Bishop is the only one of the three that wasn't highly touted coming out of the college ranks (#6DC in '07) but after an injury knocked Nick Barnett out the final 12 games of the season last year, Bishop flourished in his new starting role

with a 103 tackles. Brad Jones was the 4th starter in this group opposite Matthews at OLB. However an injury did him in a year ago, he again landed on IR after the 6th week. Erik Walden and UFA Frank Zombo split the starting duties for the remainder of the year which may be exactly what happens in 2011 as Jones has yet to remain healthy and could spend the year as Matthews' backup. ILB Brady Poppinga was also lost for the year with injury and with the amount of money this unit has under contract, he was released along with Barnett and Brandon Chillar. The group did a nice job in red zone defense a season ago allowing conversions on just 15 of 31 opportunities (48.4%) ranking them #12 in the league. The 31 red zone occurrences that GB faced LY were the fewest allowed in the entire NFL. If you are a Packers fan, you have to like the LB unit the franchise has put together heading into 2011.

LOLB CLAY MATTHEWS #52 6-3 250 Age: 25 **3rd Yr** (15/15)
#1DC GB '09 - 60 tkls, 13.5 sks (#1 tm), 5 tfl (#2 tm), 4 pbu, 1 int, **1st Tm All Pro** LY. 13 sts, 16 gms, 51 tkls, 10 sks (#1 tm), 7 tfl (#3 tm), 7 pbu as a rookie.

Ricky Elmore #57 6-4 255 Age: 23 **Rookie**
6th round, 197th pick out of Arizona.

LILB AJ HAWK #50 6-1 250 Age: 27 **6th Yr** (15/16)
#1DC GB '06 - 111 tkls, 0.5 sks, 3 tfl, 10 pbu, 3 int LY.
14 sts, 16 gms, 89 tkls (#2 tm), 1 sk, 7 tfl (#3 tm) in '09.

DJ Smith #60 5-11 239 Age: 21 **Rookie**
6th round, 186th pick out of Appalachian St.

RILB DESMOND BISHOP #55 6-2 238 Age: 27 **5th Yr** (12/15)
#6DC GB '07 - 103 tkls (#2 tm), 3 sks, 1 tfl, 8 pbu, 1 int LY. 16 games, 29 tkls, 1 tfl in '09.

Rob Francois #49 6-3 255 Age: 26 **3rd Yr** (1/8)
UFA '09 MIN - 3 tkls LY. Cut by MIN & DET, landed on GB's practice squad as a rookie.

ROLB Brad Jones #59 6-3 239 Age: 25 **3rd Yr** (5/6)
#7DC GB '09 - 27 tkls, 2 tfl, 10/27 IR (shoulder) LY.
7 sts, 14 gms, 33 tkls, 4 sks (T-#3 tm) as rookie in '09.

Erik Walden #93 6-2 250 Age: 26 **4th Yr** (2/9)
#6DC DAL '08 - 25 tkls, 3 sks, 1 pbu with GB last year.
11 games, 8 tkls with MIA in '09.

2010 LB Sacks and TFL: 25-17 - #5

2010 Total Tackles by LB: 403 - #6

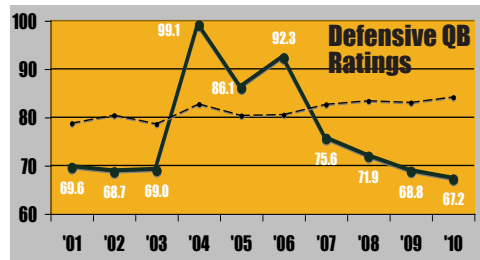
2011 LB '10 Sacks and TFL: 19-14 - #6

2011 LB Total '10 Tackles: 314 - #11

2011 LB Sacks and TFL ('07-'10): 38-32 - #11

NFL Player Draft Rating: 6.74 - #24

DEFENSIVE BACKS - A big reason for the Packers Super Bowl run last year, should be attributed to the splendid play of this unit. For the 2nd time in as many years, the GB secondary finished #5 in the NFL in passing defense allowing 194 ypg (56%) with a 16-24 ratio. In the L2Y the Packers defense has recorded a combined 54 int's (#1 in NFL), 6 more than #2 PHI. They also held offenses to 77 of 210 (36.7%) on 3rd down conversions, ranking them #12 in the league. Now in his 14th season, Charles Woodson has been given much more freedom to freelance and turned into a menace with his ability to bring heat to the QB on passing downs. Over the past 3 years Woodson has notched 7 sacks from his CB position and LY finished 3rd on the team in tackles (92). Unfortunately he was unable to finish the Super Bowl after suffering a shoulder injury during the 1H. With Woodson being allowed to roam free, the lockdown coverage of Tramon Williams and Sam Shields was key to the success here. Williams finished with career highs in both int (6) and pbu (20) while Shields, a rookie UFA, was likely the biggest surprise of the bunch with his covering ability in the nickel. Nick Collins remains their starting FS after earning a Pro Bowl bid a year ago, while LY's 3rd RD DC Morgan Burnett will be given every opportunity in TC to regain his starting SS spot that was relegated to Charlie Peprah, after Burnett landed on IR in week 4 with a knee injury. CB's Pat Lee and Brandon Underwood along with S Jarrett Bush round out the depth at the position. Despite the fact that Woodson is entering his 14th year in the NFL, he remains an integral part of this unit and it wouldn't be much of a surprise to see this group charge to near the Top 5 of our pass defense rankings this upcoming season.



CB CHARLES WOODSON #21 6-1 202 Age: 35 **14th Yr** (16/16)
#1DC OAK '98 - 92 tkls, (#3 tm), 2 sks, 7 tfl (#1 tm), 13 pbu (#2 tm), 2 int LY. 16 sts, 74 tkls, **18 pbu** (#1 tm), **9 int** (#1), made 6th Pro Bowl in '09.

Sam Shields #57 5-11 184 Age: 23 **2nd Yr** (6/14)
UFA GB '10 - 29 tkls, 1 tfl, 6 pbu, 2 int as rookie LY.

Brandon Underwood #28 6-1 191 Age: 25 **3rd Yr** (0/12)
#6DC GB '09 - 10 tkls LY. 11 gms, 11 tkls '09.

CB TRAMON WILLIAMS #38 5-11 191 Age: 28 **5th Yr** (16/16)
UFA GB '07 - 57 tkls, 1 sk, 1 tfl, **20 pbu** (#1 tm), 6 int (#1 tm) LY. 10 starts, 16 games
55 tkls, 15 pbu (#2 tm), 4 int (T-#3 tm) in '09.

Pat Lee #22 6-0 194 Age: 27 **4th Yr** (1/4)
#2DC GB '08 - 9 tkls, missed 3 (knee) LY.
Spent all of '09 on IR (knee).

Davon House #31 6-1 200 Age: 22 **Rookie**
4th round, 131st pick out of New Mexico St.

SS MORGAN BURNETT #42 6-1 209 Age: 22 **2nd Yr** (4/4)
#3DC GB - 14 tkls, 1 pbu, 1 int, 10/7 IR (knee) as rookie LY.

Charlie Peprah #26 5-11 203 Age: 28 **6th Yr** (12/14)
#5DC GB '06 - 63 tkls, 3 tfl, 5 pbu, 2 int LY. 2 gms, 1 tkl w/ATL then released & signed with GB (IR) in '09.

FS NICK COLLINS #36 5-11 207 Age: 28 **7th Yr** (16/16)
#2DC GB '05 - 70 tkls, 1 tfl, 12 pbu, 4 int LY.

16 starts, 53 tkls, 13 pbu (#3 tm), 6 int (#2 tm) in '09.
Jarrett Bush #24 6-0 200 Age: 27 **6th Yr** (1/16)
UFA GB '06 - 21 tkls, 1 pbu last year.
3 starts, 16 games, 28 tkls, 7 pbu, 1 int in '09.

2010 Defensive QBR: 67.2 - #1

2010 DB Int/PBU: 18/59 - #2

2011 DB '10 Int/PBU: 17/58 - #2

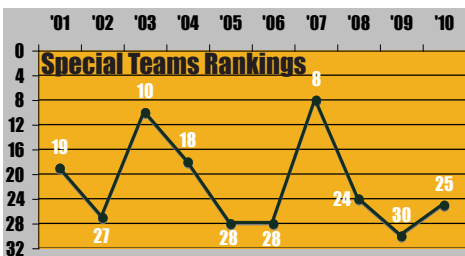
2011 DB '07-'10 Int/PBU: 56/159 - #1

2011 FS/SS Tackles for '10: 77 - #28

NFL Player Draft Rating: 7.09 - #25

SPECIAL TEAMS - The Packers have ranked 24th or lower in our special teams rankings in 5 of the last 6 seasons coming in 25th in 2010. A big reason for the #25 finish was the return units as they averaged just 20.1 per KR (#26) and 7.9 per PR (#22) while the PR coverage unit was also subpar at 11.0 (1 TD) finishing T-#24. They are hoping that 2nd RD pick Randall Cobb will take over both the KR and PR duties after a standout career at Kentucky. After spending 2009 with both IND and GB (no punt attempts) Tim Masthay took over the full-time punting duties in 2010 posting a 43.9 average (T-#13) and a 37.6 net (#18). Mason Crosby may have the strongest leg in the entire league but accuracy was an issue in '09 as he connected on just 27-36 attempts (75%). He hit 22-28 (79%) last season and has not yet reached the 80% plateau in his 4 years here as a member of the Packers. Special teams coach Shawn Slocum has his work cut out for him in 2011 for this unit to climb into the upper half of the rankings with the youth that he has on hand in key parts of this group.

2011 DEPTH CHART			
OFFENSE			
	1st Team	2nd Team	3rd Team
QB	Aaron Rodgers (1)	Matt Flynn (7)	Graham Harrell (U)
RB	Ryan Grant (U)	James Starks (6)	Alex Green (3)
FB	John Kuhn (U)	Quinn Johnson (5)	
WR	Greg Jennings (2)	Jordy Nelson (2)	Brett Swain (7)
WR	Donald Driver (7)	James Jones (3)	Randall Cobb (2)
TE	Jermichael Finley (3)	Andrew Quarless (5)	DJ Williams (5)
LT	Chad Clifton (2)	Derek Sherrod (1)	
LG	TJ Lang (4)	Marshall Newhouse (5)	
C	Scott Wells (7)	Evan Dietrich-Smith (U)	
RG	Josh Sitton (4)	Caleb Schlauderaff (6)	
RT	Bryan Bulaga (1)	Nick McDonald (U)	
DEFENSE			
	1st Team	2nd Team	3rd Team
DE	Ryan Pickett (1)	Jarius Wynn (6)	Lawrence Guy (7)
NT	BJ Raji (1)	Howard Green (6)	
DE	Mike Neal (2)	CJ Wilson (7)	
OLB	Clay Matthews (1)	Ricky Elmore (6)	Diyral Briggs (U)
ILB	AJ Hawk (1)	DJ Smith (6)	
ILB	Desmond Bishop (6)	Rob Francois (U)	
OLB	Brad Jones (7)	Erik Walden (6)	Frank Zombo (U)
CB	Charles Woodson (1)	Sam Shields (U)	Brandon Underwood (6)
CB	Tramon Williams (U)	Pat Lee (2)	Davon House (4)
SS	Morgan Burnett (3)	Charlie Peprah (5)	Atari Bigby (U)
FS	Nick Collins (2)	Jarrett Bush (U)	
SPECIAL TEAMS			
	1st Team	2nd Team	3rd Team
K	Mason Crosby (6)	KR Sam Shields (U)	(#) denotes round drafted
P	Tim Masthay (U)	PR Tramon Williams (U)	



K MASON CROSBY #22 6-1 207 Age: 27 5th Yr (16 gms) #6DC GB '07 - 22-28 FG's, L/56, 46-46 xp, 83 KO's (62.1) last year. 27-36 FG's, L/52, 48-49 xp in '09.

P TIM MASTHAY #8 6-1 197 Age: 24 3rd Yr (16 gms) UFA GB '09 - 71 punts (43.9), 25 In20, 37.6 net LY. Practice squad at IND as rookie.

KR SAM SHIELDS #37 5-11 184 Age: 23 2nd Yr (14 gms) UFA GB '10 - 21 KR's (21.5) as a rookie.

PR TRAMON WILLIAMS #38 5-11 191 Age: 28 5th Yr (16 gms) UFA GB '07 - 41 PR's (8.0) last year. 13 PR's (10.4) in '09.

Tim Masthay's '10 Net Avg: 37.6 - #18

2010 Offensive KR Avg: 20.1 - #26

2010 Foe's Avg Drive Start on KR's: 29.8 - #31

2010 Offensive PR Avg: 7.9 - #22

2010 Net TD Returns/Block P/FG's: -3 - #29

Mason Crosby's '10 FG: 22-28 L/56 - #13

2010 Special Teams Rating: 6.67 - #25

COACHING - Defense in depth was the motto of the Packers in 2010. They won their 1st Super Bowl Title since 1996 despite 16 players on IR with 7 of those being starters. In fact only 4 defensive and 5 offensive players started all 16 regular season games. While the Packers dominated in the postseason they did need some luck. If PHI hadn't made its big comeback vs the Giants, Green Bay would have been left out of the playoffs. The Packers are still running almost the same Mike Holmgren offense that was installed back in 1992, just an updated version with McCarthy's twists on it. OC Joe Philbin does the bulk of the game planning during the week but McCarthy handles most of the play calling on Sundays. GB has smartly addressed the OL situation in each of the last 2 drafts and if Rodgers takes 25 or less sacks in 2011, their offense will dominate. Dom Capers has a blank check with the defense and he's written a pair of top 5 units with it, despite not fully completing the transition out of the 4-3. 2010's defense had to start 5 replacement LB's due to injuries but the depleted unit still earned 25 sacks. The only major changes to the 2011 coaching staff are Jerry Fontenot moving from asst OL coach to RB coach and former RB coach Edgar Bennett being moved to WR's coach. GB's biggest concerns center around some age with the DB's and the less than impressive play of the GB spec tms. Shawn Slocum is an experienced coach but GB simply hasn't drafted well recently to improve this area. The lockout helped level the field for the Packers entering 2011 as they will have the same rest as everyone else due to the lockout. They are a clear favorite to return to the Super Bowl in the NFC.

Head Coach - Mike McCarthy, 6th year

McCarthy started in the NFL as a QC asst with KC in 1993. He eventually became the NO OC from 2000-'04 as his offenses finished 11th or better 3 times. He ran the SF offense in 2005 with a #32 ranking in total offense. GB and NO are the only teams to rank in the Top 10 in each of the past 5 years.

Offensive Coordinator - Joe Philbin, 5th year (9th overall)

Philbin spent his first 2 years with GB as an asst OL coach before taking over the OL coach duties in '06. He was then promoted to OC for 2007. GB has ranked in the Top 5 for ppg scored in 3 of Philbin's 4 years but slipped to 10th in 2010.

QB Coach - Tom Clements, 6th year

Clements led Notre Dame to a championship in 1973. He was a CFL QB from 1975-87. After 3 yrs as ND's QB coach, he joined NO's as theirs in '97. Since then he's been a QB coach for KC, PIT and BUF before coming to GB in 2006. GB is 5th in the NFL with twenty-four 300 yd passing efforts since his arrival.

RB Coach - Jerry Fontenot, 5th year

Fontenot was drafted by CHI in the 3rd RD in 1989 and played 239 combined NFL games at Ctr with CHI, NO and CIN. GB gave him a coaching internship for 2006's TC and made him an OL asst. He has been an asst OL coach since 2007 being promoted to RB's coach for 2011.

WR Coach - Edgar Bennett, 7th year

Bennett was a 4th RD DC as a RB for GB for 5 seasons and became the Packers first 1,000 yd rusher in 17 years in 1995. He

joined GB in '01 in a front office role, then was the GB RB coach from 2005-'10. The Packers best finish in rush offense has been 14th in that span and they are also 14th with 25 100 yd rushing efforts. Bennett was named the WR coach for 2011.

OL Coach - James Campen, 8th year

Campen was an NFL Ctr from 1987-1993 including the Ctr for Favre's first start in '92. He has been the GB OL coach S/'07 after a 3 yr stint as an offensive asst. GB has allowed an avg of 35.5 sks per year or 1 every 15.6 pass att's in his tenure.

Defensive Coordinator - Dom Capers, 3rd year

A DB coach by trade, Capers was an NFL HC for 8 yrs and a DC for 8 as well. His units have seven Top 10 finishes in total def and in points allowed as a HC/DC. He has won Coach of the Year (CAR 1996) and Coordinator of the Year (GB 2009) and was the HC for 2 expansion teams (CAR, HOU).

DL Coach - Mike Trogovac, 3rd year

Trogovac was GB's DL coach in 1999 but left to be the DL coach at WAS for 2000-'01. He worked as CAR's DL coach in 2002 before being named the DC (2003-'08). During that time CAR had three Top 10 finishes in total defense and three Top 10 finishes in sacks by. Trogovac rejoined GB in 2009 as the DL coach finishing 1st and 18th in rush defense in his 2 sns.

OLB Coach - Kevin Greene, 3rd year

Greene played 15 years as a 3-4 OLB with 5 Pro Bowls and tallied 160 sacks. He joined GB as an OLB coach in 2009 and GB's LB's have tallied 51.5 sacks combined in 2009-'10.

Asst HC/Inside LB Coach - Winston Moss, 6th year

Moss was drafted by TB in the 2nd RD of the 1987 draft and played for 11 years with 146 starts. He worked with McCarthy in NO from 2000-'05 as a LB coach and joined GB in that capacity in 2006. Since then the Packers have been in the top half in ranking for rush defense 4 times.

DB Coach - Darren Perry, 3rd year

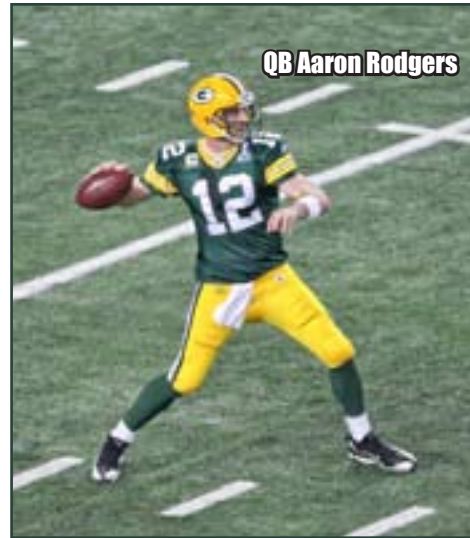
Perry played 9 yrs as a FS after being drafted by PIT in 1992's 8th round. He has coached safeties for 3 tms over the past 9 yrs with 5 players going to the Pro Bowl over the past 6.

Secondary/CB Coach - Joe Whitt Jr, 4th year

Whitt was an asst DB coach for ATL in 2007 before joining GB as a def QC coach in 2008. He was promoted to CB coach in 2009. GB has finished 5th in pass def the L2Y.

Special Teams Coach - Shawn Slocum, 6th year

After 15 yrs as a college LB/DB/STC, Slocum joined GB in 2006 as an asst STC. After 3 yrs in that role he was promoted to STC in '09 with GB finishing 30th and 25th in our rankings.



QB Aaron Rodgers

2011 DRAFT

RD-#	POS	PLAYER	SCHOOL
1-32	OT	Derek Sherrod	Mississippi St
2-64	WR	Randall Cobb	Kentucky
3-96	RB	Alex Green	Hawaii
4-131	CB	Davon House	New Mexico St
5-141	TE	DJ Williams	Arkansas
6-179	OG	Caleb Schlauderaff	Utah
6-186	LB	DJ Smith	Appalachian St
6-197	LB	Ricky Elmore	Arizona
7-218	TE	Ryan Taylor	North Carolina
7-233	DE	Lawrence Guy	Arizona St

ADDITIONS AND DELETIONS

(#) denotes 2010 Starts

ADDITIONS	DELETIONS
LB KC Asiodu - NO (0)	RG Jason Spitz - JAX (0)
DE Cullen Jenkins - PHI (8)	RT Mark Tauscher - RET (4)
LB Brandon Jackson - CLE (13)	DE Cullen Jenkins - PHI (8)
RB Kory Hall - NO (6)	LB Nick Barnett - BUF (4)
FB Korey Lee - PHI (6)	LB Brandon Chillar - FA (1)
TE Derrick Martin - FA (0)	LB Brady Poppinga - STL (1)
LG Daryn Colledge - ARZ (16)	LB Matt + - FA (0)
	SS Atari Bigby - FA (0)
	SS Anthony Smith - FA (0)

2011 ROSTER

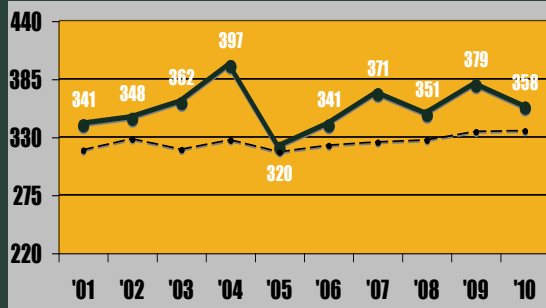
#	Name	POS	10 GMS	HT	WT	BIRTH	EXP	SCHOOL
54	KC Asiodu	LB	1/0	6'2"	242	11/24/86	3	Oklahoma
64	Adrian Battles	OG	0/0	6'3"	311	10/30/86	2	Min St Mankato
55	Desmond Bishop	LB	15/12	6'2"	238	7/24/84	5	California
19	Diondre Borel	WR	0/0	6'0"	199	12/12/88	R	Utah St
29	Anthony Bratton	SS	0/0	6'0"	213	12/11/87	R	Delaware
53	Diyral Briggs	LB	5/0	6'3"	230	10/31/85	3	Bowling Green
75	Bryan Bulaga	OG	16/12	6'5"	314	3/5/89	2	Iowa
42	Morgan Burnett	SS	4/4	6'1"	209	11/13/89	2	Georgia Tech
24	Jarrett Bush	CB	16/1	6'0"	200	5/21/84	6	Utah St
69	Chris Campbell	OT	0/0	6'5"	328	9/22/86	2	Eastern Illinois
76	Chad Clifton	OT	16/16	6'5"	320	6/26/76	12	Tennessee
18	Randall Cobb	WR	0/0	5'10"	191	8/22/90	R	Kentucky
73	Daryn Colledge	OG	16/16	6'4"	308	2/11/82	6	Boise St
36	Nick Collins	FS	16/16	5'11"	207	8/16/83	7	Bethune Cookman
83	Tom Crabtree	TE	16/1	6'4"	245	11/14/85	1	Miami, OH
2	Mason Crosby	PK	16/0	6'1"	207	9/3/84	5	Colorado
62	Evon Dietrich-Smith	C	0/0	6'2"	305	7/19/85	3	Idaho St
73	Ray Dominguez	OT	0/0	6'4"	334	6/20/88	R	Arkansas
60	Chris Donaldson	DT	0/0	6'1"	300	8/20/88	R	Oklahoma St
80	Donald Driver	WR	15/15	6'0"	194	2/27/75	13	Alcorn St
57	Ricky Elmore	LB	0/0	6'4"	255	1/19/88	R	Arizona
88	Jermichael Finley	TE	5/5	6'4"	247	3/26/87	4	Texas
10	Matt Flynn	QB	7/1	6'2"	225	6/20/85	4	LSU
49	Rob Francois	LB	8/1	6'3"	255	5/14/85	3	Boston Coll
56	Sampson Genus	C	0/0	6'1"	315	4/22/88	R	USF
61	Brett Goode	LS	16/0	6'1"	261	11/28/84	4	Arkansas
40	Josh Gordy	CB	2/0	5'11"	195	2/9/87	2	C Michigan
25	Ryan Grant	RB	1/1	6'1"	222	12/9/82	5	Notre Dame
20	Alex Green	RB	0/0	6'0"	225	6/28/88	R	Hawaii
95	Howard Green	DT	9/3	6'2"	365	1/12/79	8	LSU
86	Tori Gurley	WR	0/0	6'4"	216	11/16/87	R	South Carolina
91	Lawrence Guy	DE	0/0	6'4"	305	11/18/89	R	Arkansas St
6	Graham Harrell	QB	1/0	6'2"	215	5/22/85	2	Texas Tech
41	Spencer Havner	TE	1/0	6'3"	250	2/2/83	3	UCLA
50	AJ Hawk	LB	16/15	6'1"	250	1/6/84	6	Ohio St
35	Jon Hoese	FB	0/0	6'2"	238	7/4/89	R	Minnesota
31	Davon House	CB	0/0	6'0"	200	7/10/89	R	New Mexico St
32	Brandon Jackson	RB	16/13	5'10"	216	10/2/85	5	Nebraska
48	Cardia Jackson	LB	0/0	6'0"	237	4/4/88	2	ULM
85	Greg Jennings	WR	16/16	5'11"	198	9/21/83	6	W Michigan
43	MD Jennings	FS	0/0	6'0"	187	7/25/88	R	Arkansas St
45	Quinn Johnson	FB	11/4	6'1"	255	9/30/85	3	LSU
59	Brad Jones	LB	6/5	6'3"	239	4/1/86	3	Colorado
89	James Jones	WR	16/3	6'1"	208	3/31/84	5	San Jose St
46	Elijah Joseph	LB	0/0	6'1"	243	6/2/88	R	Temple
64	Elisha Joseph	DE	0/0	6'2"	290	6/2/88	R	Temple
30	John Kuhn	FB	16/2	6'0"	250	9/9/82	6	Shippensburg
70	TJ Lang	OG	12/0	6'4"	316	9/20/87	3	E Michigan
47	Jamari Lattimore	LB	0/0	6'2"	230	10/6/88	R	Middle Tenn St
22	Pat Lee	CB	11/1	6'0"	194	2/20/84	4	Auburn
34	Anthony Levine	FS	0/0	5'11"	195	3/27/87	2	Tennessee St
8	Tim Masthay	P	16/0	6'1"	197	3/16/87	3	Kentucky
52	Clay Matthews	LB	15/15	6'3"	250	5/14/86	3	USC
67	Nick McDonald	OG	0/0	6'4"	316	6/27/87	2	Grand Valley St
23	Dimitri Nance	RB	12/0	5'10"	218	2/18/88	2	Arizona St
96	Mike Neal	DE	2/0	6'3"	294	6/26/87	2	Purdue
87	Jordy Nelson	WR	16/4	6'3"	217	5/31/85	4	Kansas St
74	Marshall Newhouse	OG	0/0	6'4"	319	9/29/88	2	TCU
26	Charlie Peprah	SS	14/11	5'11"	203	2/24/83	6	Alabama
79	Ryan Pickett	DE	14/12	6'2"	340	10/8/79	11	Ohio St
81	Andrew Quarless	TE	13/3	6'4"	252	10/6/88	2	Penn St
90	BJ Raji	NT	16/16	6'2"	337	7/11/86	3	Boston Coll
17	Antonio Robinson	WR	0/0	6'3"	195	11/30/85	2	Nicholls St
12	Aaron Rodgers	QB	15/15	6'2"	220	12/2/83	7	California
39	Brandian Ross	CB	0/0	6'0"	191	9/28/89	R	Youngstown St
68	Jay Ross	DT	0/0	6'3"	302	10/3/88	2	East Carolina
33	Brandon Saine	RB	0/0	5'11"	220	11/1/88	R	Ohio St
68	Caleb Schlauderaff	OG	0/0	6'4"	305	11/7/87	R	Utah
72	Theo Sherman	OT	0/0	6'4"	302	2/7/88	R	James Madison
78	Derek Sherrod	OT	0/0	6'5"	321	3/22/89	R	Mississippi St
37	Sam Shields	CB	14/6	5'11"	184	12/8/87	2	Miami
71	Josh Sitton	OG	16/16	6'3"	322	6/6/86	4	UCF
60	DJ Smith	LB	0/0	5'11"	239	1/15/89	R	Appalachian St
9	Shaky Smithson	WR	0/0	5'11"	202	8/23/87	R	Utah
97	Vic So'oto	LB	0/0	6'3"	253	11/1/87	R	BYU
44	James Starks	RB	3/0	6'2"	218	2/25/86	2	Buffalo
16	Brett Swain	WR	16/1	6'0"	203	6/21/85	3	San Diego St
13	Kerry Taylor	WR	0/0	6'0"	196	9/27/90	R	Arizona St
82	Ryan Taylor	FB	0/0	6'3"	250	11/3/87	R	North Carolina
33	Brandon Underwood	CB	12/0	6'1"	191	6/24/86	3	Cincinnati
93	Erik Walden	LB	9/2	6'2"	250	8/21/85	4	Middle Tenn
63	Scott Wells	C	16/16	6'2"	300	1/17/81	8	Tennessee
11	Chaustin West	WR	0/0	6'0"	212	5/1/87	2	Fresno St
84	DJ Williams	TE	16/15	6'2"	245	8/17/88	R	Arkansas
38	Tramon Williams	CB	16/16	5'11"	191	3/16/83	5	Louisiana Tech
98	CJ Wilson	DE	15/2	6'3"	290	3/30/87	2	East Carolina
21	Charles Woodson	CB	16/16	6'1"	202	10/7/76	14	Michigan
94	Jarius Wynn	DE	9/0	6'3"	285	8/29/86	3	Georgia
58	Frank Zombo	LB	13/8	6'3"	254	3/5/87	2	C Michigan

PACKERS HISTORY

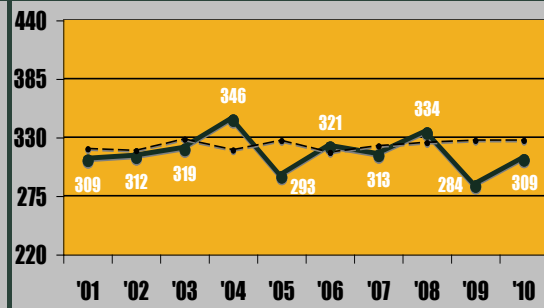
Record: 664-524-36

Postseason: 29-16

OFFENSIVE YPG



DEFENSIVE YPG



CAREER LEADERS

Category	Player	Yds	Yrs	Gms	Att	%	TD	Int
PASSING	1 Brett Favre	61,855	'92-'07	255	8,754	61.4	442	286
	2 Bart Starr	24,718	'56-'71	196	3,149	57.4	152	138
	3 Lynn Dickey	21,369	'76-'85	105	2,831	56.2	133	151
	4 Aaron Rodgers	12,723	'05-'10	54	1,611	64.4	87	32
	5 Tobin Rote	11,535	'50-'56	84	1,854	44.6	89	119
RUSHING	1 Ahman Green	8,322	'00-'06	09	1,851	4.5	54	
	2 Jim Taylor	8,207	'58-'66	118	1,811	4.5	81	
	3 John Brockington	5,024	'71-'77	85	1,293	3.9	29	
	4 Tony Canadeo	4,197	'41-'52	116	1,025	4.1	26	
	5 Dorsey Levens	3,937	'94-'01	102	1,006	3.9	28	
RECEIVING	1 James Lofton	9,656	'78-'86	136	530	18.2	49	
	2 Donald Driver	9,615	'99-'10	176	698	13.8	53	
	3 Sterling Sharpe	8,134	'88-'94	112	595	13.7	65	
	4 Don Hutson	7,991	'35-'45	116	488	16.4	99	
	5 Boyd Dowler	6,918	'59-'69	150	448	15.4	40	

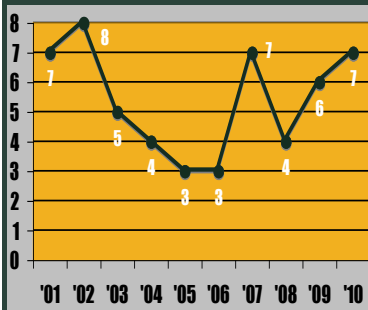
ANNUAL LEADERS OVER LAST 10 YEARS

Year	Category	Player	Value	Category	Player	Value	Category	Player	Value
2010	PASSING	Aaron Rodgers	312	RUSHING	Brandon Jackson	190	RECEIVING	Greg Jennings	76
	COM	Matt Flynn	40	ATT	Aaron Rodgers	64	REC	James Jones	50
2009	PASSING	Aaron Rodgers	350	RUSHING	Ryan Grant	282	RECEIVING	Greg Jennings	68
	COM	Matt Flynn	7	ATT	Aaron Rodgers	58	REC	Donald Driver	70
2008	PASSING	Aaron Rodgers	341	RUSHING	Ryan Grant	312	RECEIVING	Greg Jennings	80
	COM	Matt Flynn	2	ATT	Brandon Jackson	45	REC	Donald Driver	74
2007	PASSING	Brett Favre	356	RUSHING	Ryan Grant	188	RECEIVING	Donald Driver	82
	COM	Aaron Rodgers	20	ATT	Brandon Jackson	75	REC	Greg Jennings	53
2006	PASSING	Brett Favre	343	RUSHING	Ahman Green	266	RECEIVING	Donald Driver	92
	COM	Aaron Rodgers	6	ATT	Vernand Morency	91	REC	Greg Jennings	45
2005	PASSING	Brett Favre	372	RUSHING	Samkon Gado	143	RECEIVING	Donald Driver	86
	COM	Aaron Rodgers	9	ATT	Ahman Green	77	REC	Antonio Chatman	49
2004	PASSING	Brett Favre	346	RUSHING	Ahman Green	259	RECEIVING	Javon Walker	89
	COM	Craig Nall	23	ATT	Najeh Davenport	71	REC	Donald Driver	84
2003	PASSING	Brett Favre	308	RUSHING	Ahman Green	355	RECEIVING	Javon Walker	41
	COM	Doug Pederson	2	ATT	Najeh Davenport	77	REC	Donald Driver	52
2002	PASSING	Brett Favre	341	RUSHING	Ahman Green	286	RECEIVING	Donald Driver	70
	COM	Doug Pederson	19	ATT	Tony Fisher	70	REC	Terry Glenn	56
2001	PASSING	Brett Favre	314	RUSHING	Ahman Green	304	RECEIVING	Bill Schroeder	53
	COM	Dorsey Levens	44	ATT	Dorsey Levens	44	REC	Antonio Freeman	52

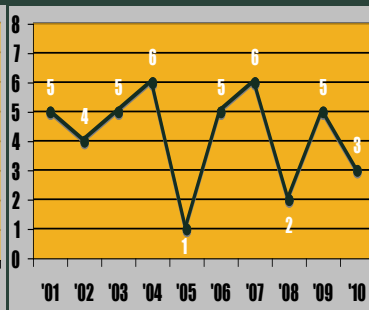
BEST SINGLE SEASON

Category	Player	Yds	Yr	Gms	Att	%	TD	Int
PASSING	1 Lynn Dickey	4,458	1983	16	484	59.7	32	29
	2 Aaron Rodgers	4,434	2009	16	541	64.7	30	7
	3 Brett Favre	4,413	1995	16	570	63.8	38	13
	4 Don Majkowski	4,318	1989	16	599	58.9	27	20
	5 Brett Favre	4,212	1998	16	551	63.0	31	23
RUSHING	1 Ahman Green	1,883	2003	16	355	5.3	15	
	2 Jim Taylor	1,474	1962	14	272	5.4	19	
	3 Dorsey Levens	1,435	1997	16	329	4.4	7	
	4 Ahman Green	1,387	2001	16	304	4.6	9	
	5 Jim Taylor	1,307	1961	14	243	5.4	15	
RECEIVING	1 Robert Brooks	1,497	1995	16	102	14.7	13	
	2 Sterling Sharpe	1,461	1992	16	108	13.5	13	
	3 Antonio Freeman	1,424	1998	15	84	17.0	14	
	4 Sterling Sharpe	1,323	1989	16	90	15.8	12	
	5 Javon Walker	1,282	2004	16	89	15.5	12	

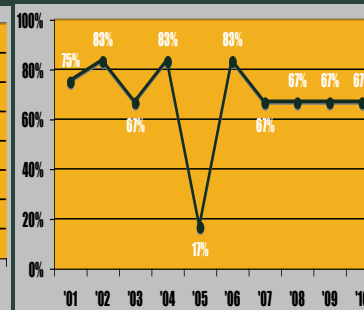
HOME WINS



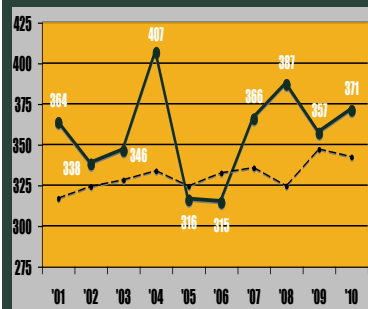
AWAY WINS



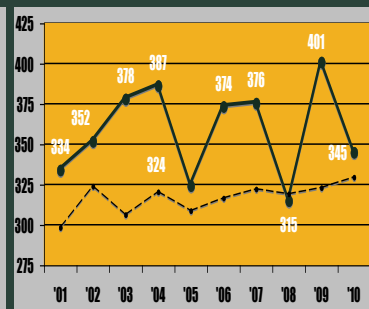
DIVISION RECORD



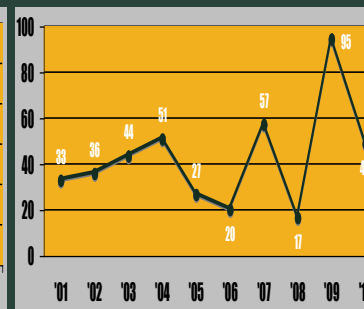
HOME YPG



AWAY YPG



YPG DIFFERENTIAL



WR Greg Jennings

FIRST RD DC'S SINCE '91

Year	Player	Team	College
2011	Derek Sherrod	OL	Mississippi St
2010	Bryan Bulaga	OT	Iowa
2009	BJ Raji	DT	Boston College
	Clay Matthews	LB	USC
2008	No Selection		
2007	Justin Harrell	DT	Tennessee
2006	AJ Hawk	LB	Ohio State
2005	Aaron Rodgers	QB	California
2004	Ahmad Carroll	CB	Arkansas
2003	Nick Barnett	LB	Oregon State
2002	Javon Walker	WR	Florida State
2001	Jamal Reynolds	DE	Florida State
2000	Bubba Franks	TE	Clemson
1999	Antwan Edwards	DB	Clemson
1998	Vonnie Holliday	DE	North Carolina
1997	Ross Verba	OT	Iowa
1996	John Michels	OT	USC
1995	Craig Newsome	DB	Arizona State
1994	Aaron Taylor	OG	Notre Dame
1993	Wayne Simmons	LB	Clemson
	George Teague	DB	Alabama
1992	Terrell Buckley	DB	Florida State
1991	Vinnie Clark	DB	Ohio State

LAST FIVE COACHES

Year	Coach	Record
1988-91	Lindy Infante	24-40
1992-1998	Mike Holmgren	75-37
1999	Ray Rhodes	8-8
2000-2005	Mike Sherman	53-27
2006-present	Mike McCarthy	48-32

HALL OF FAME (26)

Year	Player	Year	Player
1963	Cal Hubbard, Don Hutson, Earl "Curly" Lambeau, Johnny "Blood" McNally	1977	Forrest Gregg, Bart Starr
1964	Clarke Hinkle, Mike Michalske	1978	Ray Nitschke
1966	Arnie Herber, Walt Kiesling	1980	Herb Adderly
1967	Emlen Tunnell	1981	Willie Davis, Jim Ringo
1971	Vince Lombardi	1986	Paul Hornung
1974	Tony Canadeo	1989	Willie Wood
1976	Len Ford, Jim Taylor	1990	Ted Hendricks
		1991	Jan Stenerud
		1995	Henry Jordan
		2003	James Lofton
		2006	Reggie White

PLAYOFF STATS
LAST 10 GAMES

YR	RD	TEAM	SCORE
2010	SB	† PIT	31-25
2010	CF	@ CHI	21-14
2010	CSF	@ ATL	48-21
2010	WC	@ PHI	21-16
2009	WC	@ ARZ	45-51
2007	CF	NYG	20-23 (OT)
2007	CSF	SEA	42-20
2004	WC	MIN	17-31
2003	CF	@ PHI	17-20
2003	WC	SEA	33-27 (OT)

FD	Rush-YDS	AVG	CO-ATT	YDS	VS
15	13-50	3.8	24-39	288	3
23	32-120	3.8	17-30	236	1
28	31-96	3.1	31-36	346	2
20	32-138	4.3	18-27	171	2
32	20-89	4.5	28-42	423	5
13	14-28	2.0	19-35	236	0
25	35-235	6.7	18-23	173	1
24	29-105	3.6	22-33	201	2
16	37-210	5.8	15-28	171	1
22	32-78	2.4	26-38	319	0

FD	Rush-YDS	AVG	CO-ATT	YDS	BY	TO
19	23-126	5.5	25-40	261	1	+3
17	24-83	3.5	19-38	218	2	+1
15	14-45	3.2	20-29	149	5	+3
18	21-81	3.9	20-36	271	3	-1
30	23-156	6-8	29-33	375	1	-2
24	39-134	3.4	21-40	246	2	-1
15	18-28	1.6	19-33	172	2	+1
18	27-116	4.3	19-29	268	3	-4
19	25-164	6.6	21-39	199	8	0
22	21-49	2.3	25-45	291	2	+1

PLAYOFF STATS
LAST 10 GAMES

Fantasy Football Guide

BY: ERIK KUSELIAS

Erik Kuselias has been one of the leading Fantasy Football experts in the nation for over a decade. Most notably, while at ESPN (2003-2010) Kuselias was asked to create, host and lead ESPN's first season long Fantasy football show "Fantasy Football Now." In its first season, the show was nominated and won ESPN's First Fantasy Emmy, claiming honors for Outstanding New Show. With Kuselias, the show moved from an ESPN.com venture over to television garnering huge ratings on ESPN2, and "Fantasy Football Now" became one of the leading shows anywhere on fantasy football.

Originally, Kuselias came to ESPN in 2003, where he was tapped to host the nationally syndicated, afternoon radio program "SportsBash with Erik Kuselias". The show became the fastest growing national sports talk radio show in the nation, growing from 90 cities to over 225 affiliates in just three years.

After his stint on ESPN Radio, in 2007, Kuselias was named to host ESPN's latest daily studio television show "NASCAR NOW". Kuselias led the show in its inaugural season, where it was nominated for an Emmy for "Best Studio Show", the only time it has been nominated for such recognition.

Kuselias was also asked to come back to nationally syndicated radio full-time, and he hosted "The Erik Kuselias Show" from 2007-2010.

In 2009, Kuselias was asked to become the main host for "College Football Live". Over his eighteen month reign as the primary host, "College Football Live" increased its viewership 18%.

Kuselias has also been an integral part of several other ESPN shows, appearing regularly on programs such as "Mike and Mike in the Morning", "The Herd with Colin Cowherd", "First Take", "1st and 10", "Rome is Burning", and "SportsCenter".

In 2011, Kuselias signed on with The Golf Channel to host "Morning Drive," a daily talk show that covers golf as well as other sports. The show debuted on January 3, and can be seen from 7-9 AM ET.

Kuselias is also a lifetime member of MENSA, the High IQ society. Before a career in sports, Kuselias was a practicing Attorney. He attended Brown University, The University of Michigan Law School, and received his Masters Degree from the Columbia University School of Journalism.

The contents in the Fantasy Football Guide may not represent the same view or opinion of Phil Steele as he does not study fantasy football.



DIRECTORY

QB Ratings	242
RB Ratings	244
WR Ratings	246
TE Ratings.....	248
Kicker Ratings.....	249
Defense Ratings	250
Player Stats Ranked By Targets ...	252
Strategies of Fantasy Football	254
Team Pages (Alphabetically)	255-286
Fantasy Cheat Sheet	287



TOP QUARTERBACKS FOR 2011

Usually an owner's draft position determines how fast he goes for a QB. Those drafting early will go for one of the high profile players while others look for value early. It's important to have a backup ready & don't be afraid to check the waiver wire for those outperforming their preseason rankings.

NAME	TM	HT	WT	AGE	YR	BYE
------	----	----	----	-----	----	-----

1. AARON RODGERS

	PASSING						RUSHING						
	ATT	COMP	%	YDS	YPA	TD	INT	QBR	300YD	ATT	YDS	YPC	TD
2010	475	312	65.7	3922	8.3	28	11	101.0	5	64	356	5.6	4
2009	541	350	65.0	4434	8.2	30	7	103.0	5	58	316	5.4	5
2008	536	341	64.0	4038	7.5	28	13	93.8	4	56	207	3.7	4
L3Y AVG	517	334	64.9	4131	8.0	29	10	99.4	4.7	59	293	4.9	4

2. DREW BREES

	PASSING						RUSHING						
	ATT	COMP	%	YDS	YPA	TD	INT	QBR	300YD	ATT	YDS	YPC	TD
2010	658	448	68.1	4620	7.0	33	22	90.9	7	18	-3	-0.2	0
2009	514	363	71.0	4388	8.5	34	11	110.0	7	22	33	1.5	2
2008	635	413	65.0	5069	8.0	34	17	96.2	10	22	-1	0.0	0
L3Y AVG	602	408	68.0	4692	7.8	34	17	98.9	8.0	21	10	0.4	1

3. TOM BRADY

	PASSING						RUSHING						
	ATT	COMP	%	YDS	YPA	TD	INT	QBR	300YD	ATT	YDS	YPC	TD
2010	492	324	65.9	3900	7.9	36	4	111.0	4	31	30	1.0	1
2009	565	371	66	4398	7.8	28	13	96.2	7	29	44	1.5	1
2008	11	7	64	76	6.9	0	0	83.9	0	0	0	0	0
L3Y AVG	356	234	65.3	2791	7.5	21	6	97.0	3.7	20	25	0.8	1

4. MICHAEL VICK

	PASSING						RUSHING						
	ATT	COMP	%	YDS	YPA	TD	INT	QBR	300YD	ATT	YDS	YPC	TD
2010	372	233	62.6	3018	8.1	21	6	100.0	3	100	676	6.8	9
2009	13	6	46.0	86	6.6	1	0	93.8	0	24	95	4.0	2
2006	388	204	53.0	2474	6.4	20	13	75.7	0	123	1039	8.4	2
3Y AVG	258	148	53.9	1859	7.0	14	6	89.9	1.0	82	603	6.4	4

5. PEYTON MANNING

	PASSING						RUSHING						
	ATT	COMP	%	YDS	YPA	TD	INT	QBR	300YD	ATT	YDS	YPC	TD
2010	679	450	66.3	4700	6.9	33	17	91.9	7	18	18	1.0	0
2009	571	393	69.0	4500	7.9	33	16	99.9	9	19	-13	-0.7	0
2008	555	371	67.0	4002	7.2	27	12	95.0	4	20	21	1.0	1
L3Y AVG	602	405	67.4	4401	7.3	31	15	95.6	6.7	19	9	0.4	0

6. PHILIP RIVERS

	PASSING						RUSHING						
	ATT	COMP	%	YDS	YPA	TD	INT	QBR	300YD	ATT	YDS	YPC	TD
2010	541	357	66.0	4710	8.7	30	13	102	6	29	52	1.8	0
2009	486	317	65.0	4254	8.8	28	9	104	5	26	50	1.9	1
2008	478	312	65.0	4009	8.4	34	11	106	5	31	84	2.7	0
L3Y AVG	502	329	65.3	4324	8.6	31	11	103.9	5.3	29	62	2.1	0

7. TONY ROMO

	PASSING						RUSHING						
	ATT	COMP	%	YDS	YPA	TD	INT	QBR	300YD	ATT	YDS	YPC	TD
2010	213	148	69.5	1605	7.5	11	7	94.9	2	6	38	6.3	0
2009	550	347	63.0	4483	8.2	26	9	97.6	8	35	105	3.0	1
2008	450	276	61.0	3448	7.7	26	14	91.4	6	28	41	1.5	0
L3Y AVG	404	257	64.5	3179	7.8	21	10	94.6	5.3	23	61	3.6	0

8. MATT SCHAUB

	PASSING						RUSHING						
	ATT	COMP	%	YDS	YPA	TD	INT	QBR	300YD	ATT	YDS	YPC	TD
2010	574	365	63.6	4370	7.6	24	12	92.0	7	22	28	1.3	0
2009	583	396	68.0	4770	8.2	29	15	98.6	9	48	57	1.2	0
2008	380	251	66.0	3043	8.0	15	10	92.7	4	31	68	2.2	2
L3Y AVG	512	337	65.9	4061	7.9	23	12	94.4	6.7	34	51	1.6	1

9. JOSH FREEMAN

	PASSING						RUSHING						
	ATT	COMP	%	YDS	YPA	TD	INT	QBR	300YD	ATT	YDS	YPC	TD
2010	474	291	61.4	3451	7.3	25	6	95.9	0	68	364	5.4	0
2009	290	158	55.0	1855	6.4	10	18	59.8	1	30	161	5.4	0
L2Y AVG	382	225	58.2	2653	6.9	18	12	78	1	49	263	5.4	0

10. ELI MANNING

	PASSING						RUSHING						
	ATT	COMP	%	YDS	YPA	TD	INT	QBR	300YD	ATT	YDS	YPC	TD
2010	539	339	62.9	4002	7.4	31	25	85.3	4	32	70	2.2	0
2009	509	317	62.0	4021	7.9	27	14	93.1	3	17	65	3.8	0
2008	479	289	60.0	3238	6.8	21	10	86.4	1	20	10	0.5	1
L3Y AVG	509	315	61.6	3754	7.4	26	16	88.3	2.7	23	48	2.2	0

11. BEN ROETHLISBERGER

	PASSING						RUSHING						
	ATT	COMP	%	YDS	YPA	TD	INT	QBR	300YD	ATT	YDS	YPC	TD
2010	389	240	61.7	3200	8.2	17	5	97.0	3	34	176	5.2	2
2009	506	337	67.0	4328	8.6	26	12	101	5	40	82	2.1	2
2008	469	281	60.0	3301	7.0	17	15	80.1	3	34	101	3.0	2
L3Y AVG	455	286	62.9	3610	7.9	20	11	92.5	3.7	36	120	3.4	2

NAME	TM	HT	WT	AGE	YR	BYE
------	----	----	----	-----	----	-----

12. MATT RYAN

	PASSING						RUSHING						
	ATT	COMP	%	YDS	YPA	TD	INT	QBR	300YD	ATT	YDS	YPC	TD
2010	571	357	62.5	3705	6.5	28	9	91.0	1	46	122	2.7	0
2009	451	263	58.0	2916	6.5	22	14	80.9	1	30	49	1.6	1
2008	434	265	61.0	3440	7.9	16	11	87.7	2	55	104	1.9	1
L3Y AVG	485	295	60.5	3354	7.0	22	11	86.5	1.3	44	92	2.1	1

13. KEVIN KOLB

	PASSING						RUSHING						
	ATT	COMP	%	YDS	YPA	TD	INT	QBR	300YD	ATT	YDS	YPC	TD
2010	189	115	60.8	1197	6.3	7	7	76.1	1	15	65	4.3	0
2009	96	62	65.0	741	7.7	4	3	88.9	1	5	-1	-0.2	1
2008	34	17	50.0	144	4.2	0	4	21.8	0	13	2	0.1	0
L3Y AVG	106	65	58.6	694	6.1	4	5	62.3	0.7	11	22	1.4	0

14. SAM BRADFORD

	PASSING						RUSHING						
	ATT	COMP	%	YDS	YPA	TD	INT	QBR	300YD	ATT	YDS	YPC	TD
2010	590	354	60.0	3512	6.0	18	15	76.5	1	27	63	2.3	1
AVG	590	354	60.0	3512	6.0	18	15	76.5	1.0	27	63	2.3	1

15. JOE FLACCO

	PASSING						RUSHING						
	ATT	COMP	%	YDS	YPA	TD	INT	QBR	300YD	ATT	YDS	YPC	TD
2010	489	306	62.6	3622	7.4	25	10	93.6	1	43	84	2.0	1
2009	499	315	63.0	3613	7.2	21	12	88.9	3	35	56	1.6	0
2008	428	257	60.0	2971	6.9	14	12	80.3	0	52	180	3.5	2
L3Y AVG	472	293	61.9	3402	7.2	20	11	87.6	1.3	43	107	2.4	1

16. JAY CUTLER

	PASSING						RUSHING						
	ATT	COMP	%	YDS	YPA	TD	INT	QBR	300YD	ATT	YDS	YPC	TD
2010	432	261	60.4	3274	7.6	23	16	86.3	1	50	232	4.6	1
2009	555	336	61.0	3666	6.6	27	26	76.8	3	40	173	4.3	1
2008	616	384	62.0	4526	7.3	25	18	86.0	8	57	200	3.5	2
L3Y AVG	534	327	61.2	3822	7.2	25	20	83.0	3.0	49	202	4.1	1

17. MATTHEW STAFFORD

	PASSING						RUSHING					
	ATT	COMP	%	YDS	YPA	TD	INT	QBR	300YD	ATT	YDS	YPC

GREEN BAY PACKERS

PS '11 OFF RANK #8
PS '11 DEF RANK #3

RUN%/RANK	PASS%/RANK	PLAYS/GM	YARDS/PLAY	YARDS/POINT
42.1% / 19	57.9% / 14	62.5	5.7	14.7

QB's: Aaron Rodgers. The kid is a fantasy stud. He lost Ryan Grant right off the bat in Wk1 and the OL was battered throughout the year as well. In fact, he was sacked 9 times in a 2 game span and missed some time at the end of the year. But there is way more good than bad here. It's not only his arm, it's Rodgers' leg as well. He scored 13 rush td's over the past 3 seasons and if you think the rushing statistic is minor, keep in mind that he has run for 13 td's over the last 3 years - that's as many as the other top QB's combined in fantasy football save for Michael Vick. And if fact, he's almost slump proof, and he gets Jermichael Finley back and I'm giddy. Plus, at age 27, he's in his prime and Rodgers accounted for at least 32 total td's each of the last 3 years.

RB's: Ryan Grant went down for the season in Wk 1 with torn ankle ligaments and a knee fracture. The only positive about the injury is that it came so early that it allowed Ryan Grant owners time to scramble and adjust. The Packers scrambled and ultimately won the Super Bowl. I'm a little concerned that James Starks will get some run (he was impressive in spots last year) but Ryan Grant is experienced and steady. I probably only draft Starks if I only had Ryan Grant on my roster or if I had enough space to keep Starks as a vulture pick. The Big question is who will Mike McCarthy hand the ball to when the Packers are 1st & goal at the 1 and how many TD's will Aaron Rodgers continue to steal td's with his legs as well.

WR's: Greg Jennings had a resurgent 2010 especially when it came time for getting in the endzone which he did a dozen times. Jennings does very well in the yac category (yards after catch). Jennings is clearly the favorite WR target of Aaron Rodgers. It remains to be seen if a healthy Jermichael Finley takes some looks and td's away from Jennings (personally I don't see Greg Jennings having 17 redzone targets and 7 redzone td's like he did last season). I think he will come back down to earth in the td category but have about the same number of receptions and yards. I point out that in games Finley played, Jennings' production did go down so I'm not as high on Jennings as some of the other publications. Plus Ryan Grant comes back as well so the ball may be spread out a little more.

Also, go look at what Jordy Nelson did in the playoffs last year helping Green Bay make their run to a Super Bowl Championship. The Green Bay pass game is going to get crowded.

Donald Driver is a pro's pro. Sort of the NFC version of Derrick Mason. Now he's 36 and no longer the top target in Green Bay but despite the age and the lack of production last year, the Packers apparently still believe and Driver says he has enough left in the tank. I don't expect his production to be much different than what you saw in 2010.

James Jones had a Yeoman-like season catching 50 balls for 679 yards and scoring 5 td's but as we continue to mention there are a lot of mouths to feed in Green Bay. Will it be Driver? Finley? Ryan? Grant? Greg Jennings? Jordy Nelson or James Jones?

TE's: A torn meniscus in his right knee ended Jermichael Finley's season in week 5. Reports say he is ready to go, and his size, speed and ability make him a nasty matchup for any defense. People will talk about getting burned last year on Finley and by the end of they year, they'll talk about the rewards he paid off in 2011. He averaged more than 14 yards per reception and two years ago, amazingly, Rodgers and Finley connected on over 78% of their passes. Clearly, the concern is 2 years in a row of injury but at some point in time, you have to believe that Jermichael Finley is going to put together an elite season. I believe its the 2001 season, Finley's my #1 TE.

DEFENSE/ST: Dom Campers is an elite defensive coordinator. GB held 6 opponents to 7 points or less, including a shutout of the NYJets. Clay Matthews, BJ Raji, Charles Woodson. This team is loaded. Feel free to draft early and often.

KICKER: Mason Crosby will kick a lot of xp's, this we know. The last 3 years, he's booted 46, 49 and 46. The problem is that they don't kick all that many FG's and last year only attempted 28. But I expect more FG's this year; probably around the 34 or 36 they had the two previous seasons. He's not the most accurate guy in the league but with the chances he gets, he'll help you out - feel free to draft.

ERIK'S CRAZY NOTES:

- Aaron Rodgers has 13 rush td's over the past 3 seasons, and has accounted for at least 32 total td's each of the last 3 years.
- Two years ago (before last year's injury plagued campaign) Jermichael Finley and Rodgers connected on over 78% of their passes.

2011 DEPTH CHART OFFENSE (# denotes round drafted)				
1st Team	2nd Team	3rd Team		
QB Aaron Rodgers (1)	Matt Flynn (7)	Graham Harrell (U)		
RB Ryan Grant (U)	James Starks (6)	Alex Green (3)		
FB John Kuhn (U)	Quinn Johnson (5)			
WR Greg Jennings (2)	Jordy Nelson (2)	Brett Swain (7)		
WR Donald Driver (7)	James Jones (3)	Randall Cobb (2)		
TE Jermichael Finley (3)	Andrew Quarless (5)	DJ Williams (5)		

OFFENSE LAST 3 YEARS			
	2010	2009	2008
SCORING	25.4 (#7)	29.8 (#2)	26.2 (#4)
Home	25.4 (#7)	29.8 (#2)	26.2 (#4)
Away	22.1 (#14)	31.9 (#1)	25.1 (#5)
YARDAGE	359 (#9)	387 (#3)	351 (#9)
Home	371 (#7)	357 (#17)	387 (#5)
Away	351 (#8)	413 (#1)	315 (#19)

DEFENSE LAST 3 YEARS			
	2010	2009	2008
SCORING	15.8 (#1)	20.5 (#15)	23.8 (#22)
Home	15.4 (#4)	17.4 (#10)	21.2 (#19)
Away	16.1 (#2)	23.2 (#20)	26.2 (#24)
YARDAGE	309 (#5)	299 (#3)	335 (#20)
Home	311 (#10)	277 (#4)	360 (#27)
Away	308 (#5)	319 (#6)	310 (#7)

DEFENSIVE SPECIAL TEAMS TD'S			
	2010	2009	2008
TD'S SCORED (D/ST)	0/4	0/4	2/7
TD'S ALLOWED (D/ST)	1/1	0/2	0/1

REDZONE OFFENSE			
	2010	2009	2008
ATTEMPTS/GAME	3.4 (#7)	3.8 (#5)	3.0 (#18)
Home	4.0 (#1)	3.9 (#7)	3.1 (#16)
Away	2.9 (#16)	3.8 (#5)	2.9 (#21)
SCORES/GAME	2.1 (#4)	2.2 (#6)	1.8 (#11)
Home	2.6 (#2)	2.1 (#7)	1.9 (#16)
Away	1.8 (#10)	2.2 (#5)	1.8 (#7)

2011 SCHEDULE ('11 PS OFF/DEF)					
Wk	Game				
		9	at San Diego	(5/2)	
1	vs New Orleans	(3/5)	10	vs Minnesota	(15/17)
2	at Carolina	(20/26)	11	vs Tampa Bay	(16/24)
3	at Chicago	(23/8)	12	at Detroit	(19/16)
4	vs Denver	(28/27)	13	at NY Giants	(6/6)
5	at Atlanta	(11/13)	14	vs Oakland	(25/15)
6	vs St Louis	(22/22)	15	at Kansas City	(9/12)
7	at Minnesota	(15/17)	16	vs Chicago	(23/8)
8	BYE		17	vs Detroit	(19/16)

WEATHER REPORT						
	DAYS OF RAIN	AVG TEMP	WIND SPD	DAYS OF RAIN	AVG TEMP	WIND SPD
SEPTEMBER	10	59.0°	8.9	NOVEMBER	10	34.4° 10.8
OCTOBER	9	48.0°	9.8	DECEMBER	10	20.2° 10.3

E	20-11	10-6	INSIDE 5	FROM THE 1	E	20-11	10-6	INSIDE 5	FROM THE 1
1	2Q Jackson 0 yd run 2Q Pass to Jackson 13 yd PHI 3Q Jackson 11 yd run	2Q Jackson 1 yd run 2Q Pass to Nelson Inc 2Q Pass to Driver 6 yd TD	3Q Kuhn 3 yd TD run				4Q Pass to Crabtree Inc 4Q Pass to J Jones Inc 4Q Crosby 26 yd FG (GD) 4Q Nance 2 yd run		
2	1Q Pass to Jennings Inc 1Q Pass to J Jones Inc 1Q Rodgers 12 yd run 3Q Pass to Nelson 11 yds 3Q Kuhn 3 yd run 3Q Pass to Jackson 10 yd	1Q Jackson 2 yd run 1Q Pass to Finley Inc 1Q Pass to J Jones Inc 1Q Crosby 24 yd FG (GD) 1Q Jackson 3 yd run 3Q Jackson 2 yd run 3Q Pass to Lee -1 yd 3Q Pass to Driver 7 yd TD 2Q Pass to J Jones -2 yd 3Q Rodgers 9 yd TD run	1Q Pass to J Jones 4 yds	1Q Jackson 1 yd TD run	11	2Q Pass to Jennings Inc 2Q Pass to Jennings 11 yd TD MIN 2Q Pass to Jackson 15 yd		2Q Pass to J Jones 3 yd TD	
3	1Q Kuhn -1 yd run 2Q Pass to Jackson 8 yds 2Q Crosby 38 yd FG (GD) 3Q Rodgers 5 yd run 3Q Pass to Driver 4 yd 3Q Pass to Finley 15 yd TD 3Q Crosby 37 yd FG (NG)	1Q Pass to Jennings 7 yd 4Q Jackson 1 yd run 4Q Pass to NA Inc	4Q Jackson 0 yd run 4Q Pass to Quarless Inc 4Q Rodgers 3 yd TD		12	1Q Jackson 4 yd run 2Q Pass to Nelson Inc ATL 2Q Pass to J Jones 8 yd	1Q Rodgers 5 yd run 2Q Pass to J Jones 4 yd 4Q Pass to J Jones Inc 4Q Pass to Jackson 1 yd 4Q Pass to Nelson 10 yd TD	1Q Nance 0 yd run 1Q Crosby 22 yd (GD) 2Q Pass to Q Johnson Inc 2Q Rodgers 1 yd run 4Q Rodgers sack -5 yd 3Q Rodgers -6 yd sack	2Q Rodgers 0 yd run (FUM) 3Q Rodgers 1 yd TD
4	2Q Pass to Jennings Inc 2Q Pass to Jackson 1 yd 2Q Pass to Finley 13 yd TD 2Q Pass to Jennings 17 yd TD 4Q Rodgers -1 yd run	2Q Rodgers sack -7 yd			13	1Q Jackson 8 yd run 1Q Pass to Jennings 5 yd 1Q Crosby 29 yd FG (NG) 4Q Jackson 1 yd run 4Q Pass to Jennings Inc 4Q Rodgers sack -6 yd 4Q Pass to Swain Inc 4Q Kuhn 2 yd run 4Q Starks 0 yd run 4Q Pass to Quarless 4 yd	1Q Pass to J Jones 1 yd 1Q Kuhn 1 yd run 1Q Pass to Driver Inc 1Q Pass to Driver Inc 3Q Rodgers 8 yd run 4Q Pass to Driver 2 yd 4Q Crosby 24 yd FG (GD)		3Q Pass to Jennings 1 yd TD
5	1Q Pass to J Jones 9 yd 2Q Pass to J Jones 11 yd 3Q Pass to Kuhn 1 yd 3Q Pass to Nelson Inc 3Q Crosby 36 yd FG (GD)	1Q Kuhn 5 yd run 2Q Pass to Nelson 8 yd	1Q Pass to Kuhn 4 yd 1Q Pass to Lee 5 yd TD	1Q Jackson -4 yd run 2Q Kuhn 0 yd run 2Q Rodgers 0 yd run 2Q Pass to Quarless Inc	14	3Q Pass Flynn to Jennings Inc 3Q Flynn to Driver (INT)		2Q Pass to Driver Inc 4Q Kuhn 1 yd run	2Q Pass to Jennings 1 yd TD 4Q Kuhn 0 yd run 4Q Pass to Crabtree Inc 4Q Crosby 19 yd FG (GD)
6	4Q Pass to Jennings 2 yd 4Q Pass to Jennings 5 yd	4Q Pass to Nelson 4Q Crosby 26 yd FG (GD) 4Q Rodgers 8 yds		4Q Kuhn 0 yd run 4Q Kuhn 0 yd run 4Q Rodgers 1 yd TD	15	1Q Jackson 4 yd run 1Q Pass to J Jones Inc 2Q Kuhn 0 yd run 1Q Crosby 31 yd FG (GD) 2Q Pass to Driver Inc 2Q Pass to Driver Inc 2Q Pass to Kuhn 12 yd 3Q Jackson 5 yd run 3Q Jennings -1 yd run 3Q Pass to Jennings 4 yd 3Q Pass to Kuhn 9 yd 4Q Flynn sack -3 yd (FUM)	3Q Pass to Kuhn 6 yd TD		
7	1Q Pass to Nance (INT) 1Q Jackson 2 yd run 3Q Pass to Nelson 5 yd 3Q Pass to Jennings 14 yd TD	2Q Pass to Jennings Inc 2Q Pass to Quarless 9 yd TD		1Q Jackson -3 yd run 1Q Jackson 1 yd TD run	16	2Q Pass to J Jones 8 yd 3Q Pass to Driver Inc 3Q Pass to Lee 3 yd 3Q Pass to Nelson Inc 3Q Crosby 31 yd FG (GD) 4Q Pass to Quarless 16 yd	1Q Jackson 3 yd run 2Q Kuhn 8 yd TD run	1Q Pass to Jennings Inc 1Q Pass to J Jones 3 yd TD 4Q Jackson -1 yd run 4Q Pass to Kuhn 5 yd TD	3Q Jackson 0 yd run 3Q Pass to Lee 1 yd TD 4Q Kuhn 1 yd TD run
8		1Q Pass to Nelson Inc 1Q Pass to Jackson 4 yd	1Q Pass to J Jones Inc 1Q Crosby 20 yd FG (GD)		17			3Q Rodgers sack -2 yd 3Q Crosby 23 yd FG (GD)	3Q Kuhn 0 yd run 3Q Rodgers -2 yd run 4Q Pass to Lee 1 yd TD
9	1Q Kuhn 2 yd run 2Q Pass to J Jones 6 yd 4Q Pass to Jennings 13 yd 4Q Nance 1 yd run 4Q Nance 1 yd 4Q Nance 5 yd run	2Q Pass to Jackson 9 yd TD 2Q Jackson 2 yd run 2Q Pass to Jennings 8 yd TD 3Q Pass to NA Inc 3Q Pass to Swain Inc 3Q Pass to J Jones 10 yd TD	2Q Jackson 2 yd TD 4Q Kuhn 2 yd run						

PITTSBURGH STEELERS PS '11 OFF RANK #10 PS '11 DEF RANK #1

• 2010 NUMBERS •				
RUN%/RANK	PASS%/RANK	PLAYS/GM	YARDS/PLAY	YARDS/POINT
47.4% / 6	52.6% / 27	62.1	5.6	14.8

QB's: Ben Roethlisberger started the year on a 4 game suspension and we weren't sure what to expect. His td rate was not great, but he didn't turn the ball over much either. The OL is probably not as good as its reputation, and Pittsburgh likes to run the ball. Roethlisberger cannot be considered an elite fantasy QB but he is a solid option. Consider him low end #1.

RB's: Yeah, Rashard Mendenhall should stay away from Twitter and certainly is not going to win any popularity contests among patriots (New England or otherwise) but we have to remain professional. This is about fantasy football production, not about dumb tweets. On the down side, he had only three 100 yard games last year and averaged less than 4 yards per carry. Plus he's not going to catch many passes. Also the Steeler O-line is probably more reputation than ability at this point in time. But, the 13 rushing td's is nothing to sneeze at, that total placed him 2nd in the NFL. Plus even though the O-line is probably a little overrated, they do like to run the football and you can probably book Mendenhall for a similar number of carries as he had last year. I also like that he was one of the top 5 RB's called upon in the redzone. Some may be concerned by the fact that Mendenhall did not have at least 20 catches in any of the Steelers last 5 games and that some of his stats may have been skewed by the fact that Roethlisberger sat the first four games but you can count on Mendenhall to see plenty of action. Fumbling is a bit of an issue as well but at the end of the day, this is Mendenhall's job and the td's should be there again.

WR's: If you are in a ppr league, you probably don't care all that much about what Mike Wallace did last year, but the yardage was impressive and the td's were in double digits making him a bona fide #1 receiver. Now he'll have Roethlisberger available from the start of the season and is entering into his 3rd year (traditionally a breakout year at the WR position). The kid can fly and led the league with 10 catches of 40 yards or more last season. Hines Ward is still the possession guy and Pittsburgh does like to run the rock so you have to wonder if Wallace will ever hit the 80 catch mark.

The receptions went way down for Hines Ward. From 95 in 2009 to less than 60 last season. The yards also plummeted as well, and Ward finished with less than 800 yards receiving. There was even talk he might retire but Ward still is a Pro's pro and Roethlisberger (who will not be suspended for the first 4 games as he was last year) understands Ward's value. I would be more worried about Hines Ward if Plaxico Burris had resigned in Pittsburgh but with Burris going to the Jets I think Hines Ward has a slightly better year than last year.

TE's: If you look up heady players in the dictionary, Heath Miller is one of the guys listed. He's a good option for Ben Roethlisberger and bails him out on occasion. Now while his 2010 was not nearly as good as his 2009 campaign, I think Miller will improve across the board slightly, especially on his td total but he's still a backup at best.

DEFENSE/ST: They are the consensus #1 defense, but when it comes to defenses, consensus hasn't meant much. In fact, the #1 defense has rarely preformed in the top half dozen. Still, that being said, Pittsburgh is your best bet on the board. Great players, great scheme, and Hall of Fame defensive coordinator. Pittsburgh held five opponents to single digit points last year and they should be the first D of the board.

KICKERS: I hate the stadium for kickers, and it's cold. I'm not high on the Steelers kicking game.

2011 DEPTH CHART OFFENSE (# denotes round drafted)

1st Team	2nd Team	3rd Team
QB Ben Roethlisberger (1)	Byron Leftwich (1)	Dennis Dixon (5)
RB Rashard Mendenhall (1)	Mewelde Moore (4)	Jonathan Dwyer (6)
FB Isaac Redman (U)		
WR Hines Ward (3)	Antonio Brown (6)	Limas Sweed (2)
WR Mike Wallace (3)	Emmanuel Sanders (3)	Arnaz Battle (6)
TE Heath Miller (1)	John Gilmore (6)	Eugene Bright (U)

OFFENSE LAST 3 YEARS

	2010	2009	2008
SCORING	23.9 (#12)	23.0 (#12)	22.7 (#17)
Home	24.0 (#12)	25.1 (#13)	24.2 (#15)
Away	23.9 (#11)	20.9 (#14)	21.1 (#17)
YARDAGE	340 (#14)	371 (#7)	311 (#22)
Home	349 (#11)	388 (#7)	312 (#24)
Away	330 (#16)	354 (#8)	309 (#21)

DEFENSE LAST 3 YEARS

	2010	2009	2008
SCORING	16.1 (#2)	20.2 (#11)	14.9 (#2)
Home	15.3 (#3)	21.2 (#17)	15.3 (#4)
Away	17.0 (#3)	19.2 (#4)	14.6 (#2)
YARDAGE	273 (#2)	305 (#6)	247 (#1)
Home	258 (#3)	316 (#4)	238 (#2)
Away	289 (#2)	295 (#1)	257 (#1)

DEFENSIVE SPECIAL TEAMS TD's

	2010	2009	2008
TD's SCORED (D/ST)	1/3	0/3	0/3
TD's ALLOWED (D/ST)	1/1	4/4	0/2

REDZONE OFFENSE

	2010	2009	2008
ATTEMPTS/GAME	3.2 (#13)	3.5 (#8)	3.1 (#14)
Home	3.6 (#11)	3.9 (#7)	2.9 (#21)
Away	2.8 (#19)	3.1 (#12)	3.3 (#9)
SCORES/GAME	1.7 (#15)	1.7 (#12)	1.7 (#15)
Home	2.0 (#8)	1.6 (#16)	1.7 (#19)
Away	1.3 (#20)	1.8 (#10)	1.8 (#7)

2011 SCHEDULE (*11 PS OFF/DEF)

Wk	Game	9	vs Baltimore	(14/4)	
1	at Baltimore	(14/4)	10	at Cincinnati	(30/19)
2	vs Seattle	(31/32)	11	BYE	
3	at Indianapolis	(2/20)	12	at Kansas City	(9/12)
4	at Houston	(4/18)	13	vs Cincinnati	(30/19)
5	vs Tennessee	(17/29)	14	vs Cleveland	(26/28)
6	vs Jacksonville	(21/30)	15	at San Francisco	(18/21)
7	at Arizona	(29/25)	16	vs St Louis	(22/22)
8	vs New England	(11/10)	17	at Cleveland	(26/28)

WEATHER REPORT

	DAYS OF RAIN	AVG TEMP	WIND SPD	DAYS OF RAIN	AVG TEMP	WIND SPD
SEPTEMBER	10	63.9°	7.4	NOVEMBER	13	42.3° 9.8
OCTOBER	10	52.4°	8.4	DECEMBER	16	31.5° 10.1

ERIK'S CRAZY NOTES:

- Rashard Mendenhall had only three 100 yard games last year and averaged less than 4 yards per carry, but he did manage 13 rushing td's, good for 2nd in the NFL.
- Mike Wallace led the league with 10 catches of 40 yards or more last season.

G	20-11	10-6	INSIDE 5	FROM THE 1	G	20-11	10-6	INSIDE 5	FROM THE 1
1	3Q Reed 36 yd FG (GD) 4Q Mendenhall -1 yd run 4Q Pass to Wallace Inc 4Q Pass to Randal El 4 yd 4Q Reed 34 yd FG (GD)				10	2Q Mendenhall 3 yd run 4Q Pass to Wallace 15 yd TD 4Q SPIKED 0 yd 4Q Pass to Sanders 8 yd	2Q Pass to Wallace Inc 2Q Pass to Randal El Inc 3Q Mendenhall 0 yd run 3Q Pass to Miller Inc 3Q Pass to Sanders Inc 3Q Reed 26 yd FG (NG) 4Q Pass to Sanders 6 yd TD	2Q Pass to Randal El Inc 2Q Reed 22 yd FG (GD)	
2	2Q Reed 36 yd FG (GD) 2Q Pass to Wallace 16 yd 2Q Reed 34 yd FG (GD) 3Q Mendenhall -4 yd run 4Q Mendenhall 5 yd run	3Q Mendenhall -1 yd run 3Q Mendenhall -2 yd run 3Q Pass to Mendenhall 3 yd 4Q Reed 25 yd FG (GD) 4Q Redman 1 yd run 4Q Pass to Ward Inc 4Q Reed 27 yd FG (GD)			11	1Q Mendenhall 0 yd run 2Q Mendenhall 4 yd run 2Q Pass to Moore 7 yd 2Q Roethlisberger 16 yd TD run 4Q Redman 2 yd run 4Q Pass to Redman 16 yd TD		2Q Mendenhall 5 yd TD run	
3	2Q Pass to Moore 7 yd 3Q Mendenhall 3 yd run 3Q Mendenhall 5 yd run	2Q Pass Spiked Inc 2Q Pass to Ward 9 yd TD 3Q Pass to Johnson Inc 3Q Reed 24 yd FG (GD)	2Q Mendenhall 3 yd TD		12	1Q Mendenhall 3 yd run 1Q Redman 9 yd run	1Q Mendenhall 2 yd run	1Q Mendenhall 3 yd run	1Q Mendenhall 1 yd TD run
4	4Q Mendenhall 4 yd run 4Q Pass to Redman 6 yd	4Q Mendenhall 7 yd TD run		1Q Mendenhall 0 yd run 1Q Mendenhall 1 yd TD run	13		4Q Pass to Mendenhall Inc 4Q Pass to Ward Inc 4Q Pass to Redman 9 yd TD		
6	1Q Mendenhall 2 yd run 1Q Pass to Mendenhall 4 yd 1Q Pass to Wallace (INT) 4Q Mendenhall 0 yd run 4Q Redman 3 yd run 4Q Mendenhall 4 yd run 4Q Mendenhall 0 yd run 4Q Pass to Miller 14 yd TD	3Q Mendenhall 2 yd run 3Q Pass to Miller Inc 3Q Pass to Ward 8 yd TD 4Q Pass to Mendenhall 8 yd	4Q Mendenhall 2 yd TD run		14	2Q Pass to Wallace Inc 2Q Roethlisberger 13 yd run 3Q Pass to Redman 6 yd 3Q Pass to Randal El -3 yd 3Q Pass to Wallace Inc 3Q Suisham 35 yd FG (GD)	3Q Mendenhall 3 yd run	2Q SPIKED 0 yd 2Q Pass to Spaeth Inc 2Q Pass to Ward Inc 2Q Suisham 23 yd FG (GD)	
7	1Q Mendenhall 4 yd run 3Q Mendenhall -2 yd run 3Q Pass to Ward Inc 3Q Pass to Ward Inc 4Q Redman 6 yd run	1Q Pass to Wallace 0 yd 2Q Pass to Miller 3 yd	2Q Reed 22 yd FG (GD) 4Q Moore 0 yd run 4Q Redman 2 yd run 4Q Roethlisberger 2 yd TD rev	4Q Reed 18 yd FG (GD)	15	2Q Pass to Sanders 4 yd 2Q Mendenhall 2 yd run	2Q Pass to Spaeth 9 yd TD 4Q SPIKED 4Q Pass to Sanders Inc	3Q Mendenhall 2 yd run 3Q Mendenhall 2 yd TD run	
8	2Q Pass to Mendenhall 5 yd 2Q Mendenhall 1 yd run 2Q Pass to Randal El 12 yd TD		2Q Mendenhall 1 yd run	2Q Redman -1 yd run 2Q Mendenhall 0 yd run 2Q Reed 19 yd FG (GD)	16	1Q Mendenhall -5 yd run 1Q Pass to Miller 8 yd 2Q Pass to Miller Inc 2Q Pass to Wallace Inc 2Q Pass to Sanders 8 yd 2Q Suisham 29 yd FG (GD) 3Q Mendenhall 6 yd run	1Q Pass to Sanders 8 yd TD rev 1Q Suisham 26 yd FG (GD) 2Q Moore 2 yd run 2Q Pass to Sanders 7 yd 3Q Pass to Ward Inc 3Q Roethlisberger 3 yd run	3Q Pass to Mendenhall 0 yd	2Q Mendenhall 1 yd TD run 3Q Mendenhall 0 yd run 3Q Mendenhall 1 yd run
9	1Q Mendenhall -2 yd run 1Q Pass to Mendenhall 17 yd 1Q Pass to Ward Inc 1Q Pass to Moore 5 yd 2Q Mendenhall -2 yd run 2Q Pass to Mendenhall 8 yd	1Q Mendenhall -2 yd run 1Q Reed 25 yd FG (GD) 2Q Pass to Ward 8 yd TD		1Q Mendenhall 1 yd TD run	17	1Q Pass to Randal El Inc 1Q Mendenhall 7 yd run 2Q Redman 3 yd run 2Q Pass to Miller Inc 3Q Mendenhall 2 yd run 3Q Pass to Ward 10 yd 4Q Dwyer 7 yd run	2Q Reman 5 yd run	1Q Roethlisberger 4 yd run 2Q Mendenhall 1 yd run 2Q Mendenhall 1 yd run 2Q Pass to Wallace Inc 3Q Mendenhall 2 yd run 3Q Randal El pass to Ward 3 yd TD 4Q Dwyer 1 yd run 4Q Sacked -3 yds 4Q Suisham 24 yd FG	1Q Mendenhall 1 yd TD run 2Q Mendenhall 1 yd TD run

LOOKING TO ORDER YOUR COPY OF THE 2011 NFL PREVIEW AND FANTASY FOOTBALL GUIDE???

Order now... Philsteele.com
or Call our Offices at
1-866-918-7711
Just **\$12.70**



Want another NFL Magazine...Ship it
to the Same Address for only **\$5.00**